

# NATIONAL GUARD

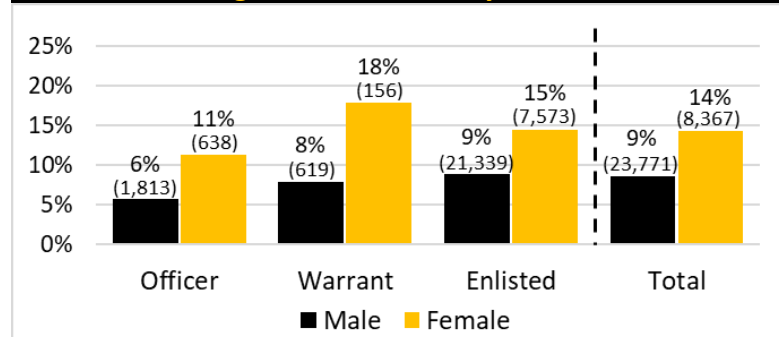
## National Guard by Race/Ethnicity

	Officer	Warrant	Enlisted	Total
White	79%	86%	67%	69%
Black	9%	5%	17%	15%
Hispanic	6%	5%	11%	10%
Asian	4%	2%	3%	3%
Other	3%	2%	2%	2%
<b>TOTAL</b>	<b>36,850</b>	<b>8,675</b>	<b>289,679</b>	<b>335,204</b>
<b>% TOTAL</b>	<b>11%</b>	<b>3%</b>	<b>86%</b>	<b>100%</b>

## Married by Gender

	Male	Female	Total
Officer	65%	47%	62%
Warrant	79%	53%	76%
Enlisted	37%	22%	34%
<b>TOTAL</b>	<b>113,133</b>	<b>14,541</b>	<b>127,674</b>
<b>% TOTAL</b>	<b>41%</b>	<b>25%</b>	<b>38%</b>

## Single with Children by Gender



# RESERVE

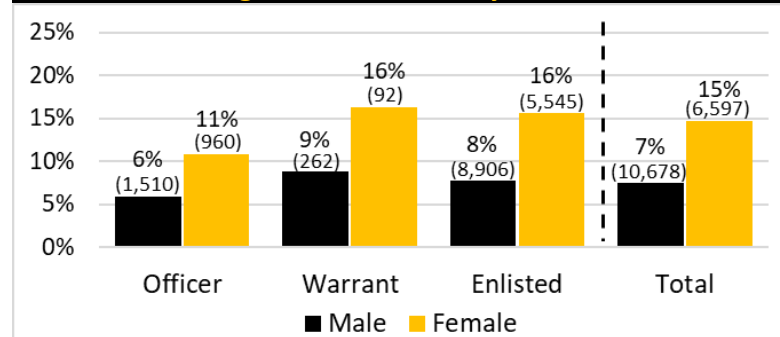
## Reserve by Race/Ethnicity

	Officer	Warrant	Enlisted	Total
White	64%	68%	49%	52%
Black	16%	15%	23%	22%
Hispanic	9%	10%	19%	17%
Asian	7%	4%	8%	8%
Other	4%	2%	1%	2%
<b>TOTAL</b>	<b>34,348</b>	<b>3,542</b>	<b>150,921</b>	<b>188,811</b>
<b>% TOTAL</b>	<b>18%</b>	<b>2%</b>	<b>80%</b>	<b>100%</b>

## Married by Gender

	Male	Female	Total
Officer	69%	51%	64%
Warrant	79%	58%	75%
Enlisted	44%	32%	41%
<b>TOTAL</b>	<b>70,857</b>	<b>16,129</b>	<b>86,986</b>
<b>% TOTAL</b>	<b>49%</b>	<b>36%</b>	<b>46%</b>

## Single with Children by Gender



# ARMY

## Demographics

FY18

## ARMY PROFILE

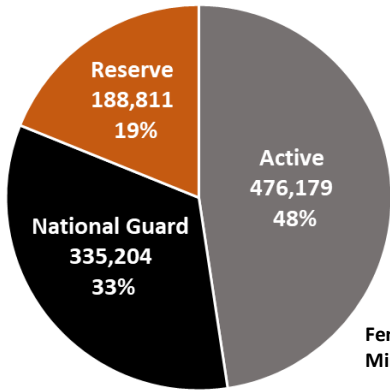


Headquarters, Department of the Army  
Office of the Deputy Chief of Staff, G-1,  
Strength Analysis and Forecasting Division

\*All data as of 30 September 2018

# TOTAL ARMY

## Total Strength of the Army

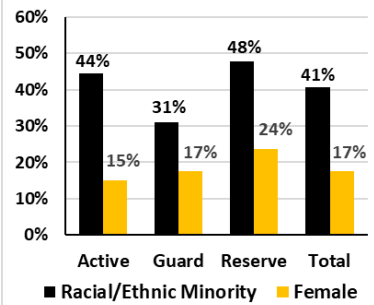


**U.S. Military Academy**  
As of September 2018, there were 4,575 Cadets enrolled at the U.S. Military Academy (23% females and 34% racial/ethnic minorities).

Females comprise 17.5% of the Total Army  
Minorities comprise 40.7% of the Total Army

**TOTAL: 1,000,194** (Cadets included in Active Duty End Strength)

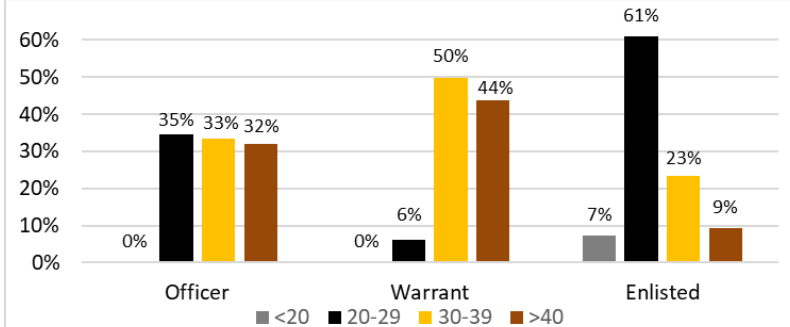
## Racial/Ethnic Minorities and Females



## Enlisted Accessions

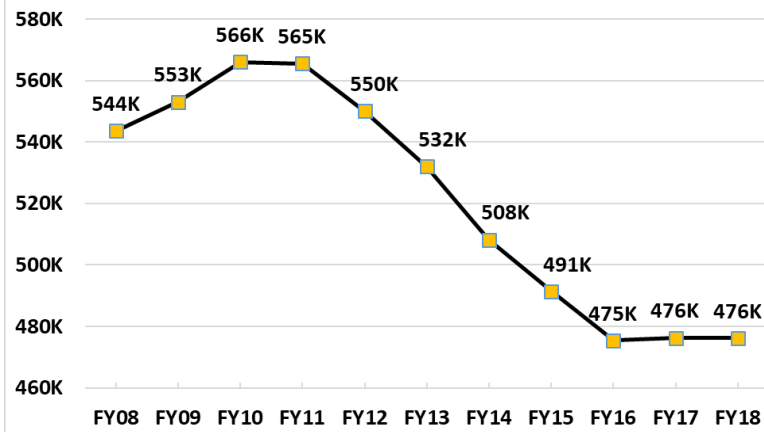
TOTAL	69,972
Total Non-Prior Service	66,206
<b>Non-Prior Service Demographics</b>	
Female	17%
Black	21%
Hispanic	18%
White	73%
High School Diploma	95%

## Age for Active Duty Army

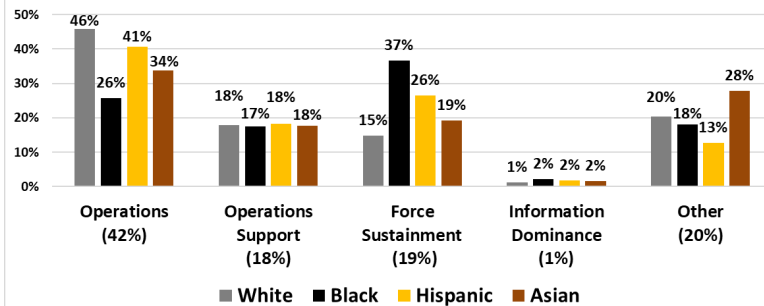


# ACTIVE-DUTY ARMY

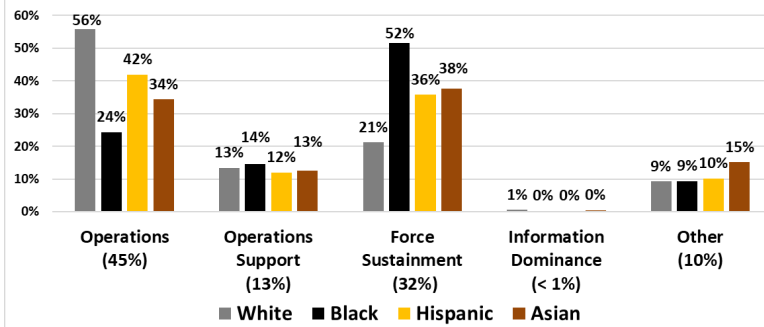
## Active Duty Army End Strength



## Officer & Warrant Officer Branch and Race/Ethnicity



## Enlisted Branch and Race/Ethnicity



# ACTIVE-DUTY ARMY

## Active-Duty Army by Race/Ethnicity

	Officer	Warrant	Enlisted	Total
White	71%	64%	52%	56%
Black	11%	17%	23%	21%
Hispanic	8%	11%	17%	15%
Asian	7%	4%	6%	6%
Other	3%	4%	2%	2%
<b>TOTAL</b>	<b>77,739</b>	<b>14,260</b>	<b>379,605</b>	<b>471,604</b>
<b>% TOTAL</b>	<b>16%</b>	<b>3%</b>	<b>81%</b>	<b>100%</b>

## Married by Gender

	Male	Female	Total
Officer	68%	52%	65%
Warrant	86%	60%	84%
Enlisted	51%	45%	50%
<b>TOTAL</b>	<b>220,585</b>	<b>33,361</b>	<b>253,946</b>
<b>% TOTAL</b>	<b>55%</b>	<b>47%</b>	<b>54%</b>

## Single with Children by Gender

