

What is ADPAAS?

ADPAAS is the Army Disaster Personnel Accountability and Assessment System. It is a website designed to help Army personnel and their families directly affected by natural and man-made disasters.

ADPAAS allows personnel to do the following:

- Update Accounting Status
- Update Contact Information
- Update Displaced (Safe Haven) Location
- Update Family Member Information
- Submit a Needs Assessment Survey

Why is ADPAAS needed?

- ADPAAS provides a tool to report your status, current location, update emergency contact information and request assistance.
- ADPAAS helps the Army leadership to account for personnel and to make decisions that supports you and your family.

Additional Resources

- **Home Page** – for timely, up to date information
- **Reference Library** - useful websites and phone numbers

Who can use ADPAAS?

ADPAAS is available for all Department of the Army affiliated personnel and their Family Members. This includes, Active Duty, Selected Reserves, National Guard, DA Civilians, OCONUS DA

Contractors, Non-Appropriated Fund employees and their Family Members.

Where is ADPAAS on the Internet?

<https://adpaas.army.mil/>

What if I do not have Internet?

If you are displaced from your home or office, or do not have access to a computer, you can contact someone with internet access and ask them to use ADPAAS on your behalf. Alternatively, you can request assistance from local authorities and relief agencies. Contact your command supervisor or call the ADPAAS Information Line.

ADPAAS Information Line
1-800-833-6622

Email: askhrc.army@us.army.mil
Military OneSource
1-800-342-9647

For more details, contact the ADPAAS Team
at USARMY.PENTAGON.HQDA.MBX.ADPAAS@MAIL.MIL

*** Remember Account at your first available opportunity ***



Army Disaster Personnel Accountability and Assessment System



Supporting Soldier,
Civilians and Families,
During a Disaster



<https://adpaas.army.mil/>


How does ADPAAS Work?

ADPAAS allows you and your Family Members to submit vital information into a secure website using your computer. Simply complete the following steps:

Step 1: Use this web address

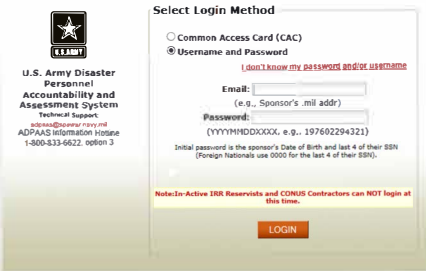
<https://adpaas.army.mil/>

Step 2: Select the "Soldiers, DA Civilians, NAF Employees, OCONUS Contractors and their family" button.



ADPAAS start page

Step 3: Choose one of the two login methods



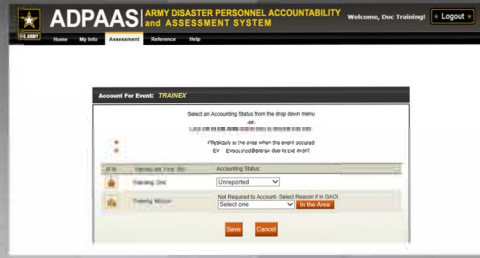
ADPAAS Army Family Member's Login Window



Note: If you see the window above, it means that you are not affected by a disaster, or required to complete a needs assessment survey. You may logout.

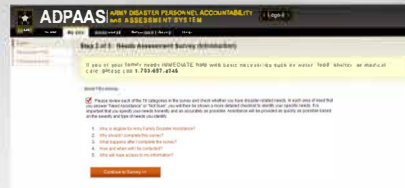
If you are affected by an event, the window below will appear

Step 4: Choose your status



ADPAAS Accounting Window

Step 5: Review the survey introduction and click the "Continue to Survey" button



Step 6: Complete & submit the assessment survey




Step 7: Review & close the confirmation window



Step 8: Print your survey for your records

Once complete, you may logout!



Note: If you complete a "Needs Assessment Survey", a case manager will contact you. If you have any questions contact the ADPAAS Information Line.

Congratulations!

You have completed entering your accountability status and assessing your needs.

- Please view the **homepage** for up to date information

Remember: Update you contact and location information regularly by choosing the **My Info** tab

