

# 1st Armored Division & Fort Bliss

Blue Book

1 FEB 2025





**DEPARTMENT OF THE ARMY**  
HEADQUARTERS, 1ST ARMORED DIVISION AND FORT BLISS  
11685 SERGEANT MAJOR BOULEVARD  
FORT BLISS, TX 79918-6818

AFBL-CG

MEMORANDUM FOR SEE DISTRIBUTION

SUBJECT: Fort Bliss Standards Handbook

1. Welcome to Fort Bliss, Texas, one of the United States Army's premier installations located in America's number one military community. You are now a member of a team of dedicated and proven warfighters and a community devoted to supporting you and your family. At Fort Bliss we are committed to developing leaders, maintaining good order and discipline and upholding the prestigious reputations of our units and the United States Army. The Blue Book will help you to do your part. Read it. Hold yourself and others responsible for knowing our standards and enforcing them.

2. Discipline is the bedrock of our profession. Discipline can be decisive in combat. We measure it in every Soldier through their personal commitment to living by our professional values and standards. The collective will to live by and enforce these is the measure of our culture. For our leaders and Soldiers to help grow a winning culture, they must know and understand our standards. The Blue Book describes the expectations of personal conduct on and off duty, regardless of rank, component, or branch of service. It is the duty of every service member to adhere to and enforce the standards in this document.

3. The Fort Bliss standards apply to service members assigned, attached, or under operation control of Fort Bliss units. This includes major subordinate commands and units or individuals mobilizing or de-mobilizing at Fort Bliss. Whether you are here for a day or a decade, this document applies to you. Read, understand, comply with and enforce our standards. Maintain a digital or paper copy while in duty uniform. If in doubt, use common sense and your best judgment. Lead from the front by example. Our professional climate and culture here at Fort Bliss are defined by the sum of our individual efforts. Discipline wins!

  
JAMES L. LIGHT  
CSM, USA  
Command Sergeant Major

  
CURTIS D. TAYLOR  
MG, USA  
Commanding

# ***SUMMARY of CHANGE***

1<sup>ST</sup> Armored Division and Fort Bliss  
Blue Book

Revisions, dated 01 February 2025

- Commanding General and Command Sergeant Major memorandum (page 2)
- Updated Commanders intent (page 10)
- Changed pay-day activities to “Last duty day of the first week of the month” (page 14 part 2, para 7)
- Updated Electronic Devices authorized stand-alone speakers (page 16, part 2, para 3a)
- Explains Army Combat Uniform (ACU) patterns for wear (page 18, part 3, para 2a)
- Updated prohibiting earrings worn by males while in uniform (page 18, part 3, para 2e)
- Updated Colored patch and special skills badge wear (page 18, part 3, para 2f (1))
- Updated commercially available Sun Hat authorization (page 18, part 3, para 2g)
- Further explains facial hair length (page 21, part 3, para 6c (3))
- Add Religious Accommodation Memorandum to be always carried in uniform (page 22, part 3, para 6d (3))
- Add sideburn clarification (page 22, part 3, para 6f)
- Add male haircut standards (page 21, part 3, para 7)
- Add authorization for female multiple hair styles (page 23, part 3, para 8d)
- Add example of battle roster battalion alphabetic regimental order (page 27, part 3, para 14d (2) (a))
- Updated Army issued body armor (page 27 and 28, part 3, para 15f)
- Updated tactical maintenance uniform wear (page 31, part 3, par 15h)
- Updates to audio devices volume for automobiles (page 35, part 4, para 7)
- Add reference ALARACT 042/2024 U.S Army Appearance and Grooming Modifications (page 48)
- Add Family Advocacy program and Fort Bliss finance office numbers (page 49)
- Add Fort Bliss on call Chaplain contact number (page 55)

## TABLE OF CONTENTS

<b>Soldier's Creed</b>	<b>6</b>
<b>NCO Creed</b>	<b>6</b>
<b>Army Values</b>	<b>7</b>
<b>Iron Soldier's March</b>	<b>8</b>
<b>The Army Song</b>	<b>8</b>
<b>1<sup>st</sup> Armored Division History</b>	<b>9</b>
<b>PART ONE – 1AD Commander's Intent</b>	<b>10</b>
<b>PART TWO – The Fort Bliss Standard</b>	<b>11</b>
1. Purpose	11
2. Command Responsibilities	11
3. Maintain the Health, Welfare, and Discipline of Soldiers	12
4. On-the-Spot Corrections	12
5. Training	13
6. Physical Readiness Training	13
7. Pay-Day Activities	14
8. Leader Training Time (LTT)	14
<b>Military Customs and Courtesies</b>	<b>15</b>
1. Salute	15
2. Reveille and Retreat	15
3. Electronic Devices	16
<b>Sponsorship</b>	<b>16</b>
<b>PART THREE – Uniform and Appearance</b>	<b>17</b>
1. Civilian Dress and Grooming	17
2. Uniform	17
3. Gloves	20
4. Brown Fleece Jacket	20
5. Stetson	20
6. Facial Hair Standards and Accommodations	21
7. Mail haircuts	22
8. Female haircuts and hairstyles	23
9. Combat Vehicle Crewman (CVC) Uniform	24
10. Mechanics Coveralls	24
11. The Army Combat Shirt (ACS)	24
12. Army Physical Fitness Uniform	24
13. The Wear of Special Unit T-Shirts as a Uniform	25
14. Foot (Ruck) Marches	26
15. Tactical / Field Uniforms	26

<b>PART FOUR – Personal Conduct</b>	<b>34</b>
1. General	34
2. Off Limits Establishments	34
3. Public Establishments	34
4. Watch Your Drinking	35
5. Public Use of Alcohol	35
6. Audio Devices	35
7. Operation of a Privately Owned Vehicle	35
8. Operation of a Tactical Vehicle	36
9. Drugs	36
10. Tobacco Products	36
11. Registration of a Privately Owned Weapon (POW)	36
12. Storage of a Privately Owned Firearms and Weapons	36
13. Single Soldiers	37
14. Family	37
15. Barracks	37
<b>PART FIVE – Safety and Protecting the Force</b>	<b>40</b>
1. Safety	40
2. Individual Risk Assessment (IRA)	42
3. Military Equal Opportunity	42
4. Sexual Harassment/Assault Response and Prevention (SHARP) Program	43
<b>PART SIX – The Sergeant Audie Murphy Club (SAMC)</b>	<b>47</b>
<b>REFERENCE</b>	<b>48</b>
<b>IMPORTANT NUMBERS</b>	<b>49</b>
<b>1AD/FORT BLISS CHAPLAIN NUMBERS</b>	<b>50</b>
<b>NOTES</b>	<b>52</b>

# **SOLDIER'S CREED**

**I am an American Soldier.**

I am a Warrior and a member of a team.

I serve the people of the United States and live the Army Values.

***I will always place the mission first.***

***I will never accept defeat.***

***I will never quit.***

***I will never leave a fallen comrade.***

I am disciplined, physically and mentally tough, trained and proficient in my warrior tasks and drills.

I always maintain my arms, my equipment and myself.

I am an expert, and I am a professional.

I stand ready to deploy, engage, and destroy the enemies of the United States of America in close combat.

I am a guardian of freedom and the American way of life.

**I am an American Soldier.**

# **NCO CREED**

No one is more professional than I. I am a noncommissioned officer, a leader of Soldiers. As a noncommissioned officer, I realize that I am a member of a time-honored corps, which is known as "The Backbone of the Army". I am proud of the Corps of noncommissioned officers and will at all times conduct myself so as to bring credit upon the Corps, the military service and my country regardless of the situation in which I find myself. I will not use my grade or position to attain pleasure, profit, or personal safety.

Competence is my watchword. My two basic responsibilities will always be uppermost in my mind—accomplishment of my mission and the welfare of my Soldiers. I will strive to remain technically and tactically proficient. I am aware of my role as a noncommissioned officer. I will fulfill my responsibilities inherent in that role. All Soldiers are entitled to outstanding leadership; I will provide that leadership. I know my Soldiers and I will always place their needs above my own. I will communicate consistently with my Soldiers and never leave them uninformed. I will be fair and impartial when recommending both rewards and punishment.

Officers of my unit will have maximum time to accomplish their duties; they will not have to accomplish mine. I will earn their respect and confidence as well as that of my Soldiers. I will be loyal to those with whom I serve; seniors, peers, and subordinates alike. I will exercise initiative by taking appropriate action in the absence of orders. I will not compromise my integrity, nor my moral courage. I will not forget, nor will I allow my comrades to forget that we are professionals, noncommissioned officers, leaders!

# ARMY VALUES

**Loyalty:** Bear true faith and allegiance to the U.S. Constitution, the Army, your unit, and other Soldiers.

**Duty:** Fulfill your obligations.

**Respect:** Treat people as they should be treated.

**Selfless-Service:** Put the welfare of the nation, the Army, and your subordinates before your own.

**Honor:** Live up to all the Army values.

**Integrity:** Do what's right, legally and morally.

**Personal Courage:** Face fear, danger, or adversity (Physical or Moral).

## **“Iron Soldiers March”**

Iron Soldiers, Old Ironsides,

First Armored Division, honor and pride.

Guarding freedom we're proud to be, America's tank force, Steel Victory!

With that Iron patch worn on my sleeve,

I join with those who fight for liberty!

Always ready, for peace we strive,

Iron Soldiers,

Old Ironsides.

## **The Army Song**

March along, sing our song, with the Army of the free. Count the brave, count the true, who have fought to victory. We're the Army and proud of our name! We're the Army and proudly proclaim:

First to fight for the right, and to build the Nation's might,

And the Army Goes Rolling Along

Proud of all we have done,

Fighting till the battle's won,

And the Army Goes Rolling Along

### **CHORUS:**

Then it's hi, hi, hey! The Army's on its way

Count off the cadence loud and strong

For wher-e'er we go, You will always know

that the Army Goes Rolling Along.



## **1<sup>st</sup> Armored Division History**

Inception: July 15, 1940, at Fort Knox, KY.

### **Operations.**

#### **1. World War II: 1942-1945**

- a. Operation Torch: 08 - 16 November 1942
  1. Oran Landings: 08 November 1942
- b. Tunisian Campaign: 17 November 1942 - 13 May 1943
  1. Battle of Sidi Bou Zid 14 - 17 February 1943
  2. Battle of Kasserine 19 - 24 February 1943
  3. Battle of Tunis & Bizerte 01 March-09 May 1943
- c. Italian Campaign: 09 September-02 May 1945
  1. Operation Avalanche: Salerno Landings 09 September 1943
  2. Volturno to Rapido River: 11 September 1944- 08 January 1944
  3. Operation Shingle: Anzio landings: 24 January-23 May 1944.
  4. First unit into Rome: 13<sup>th</sup> Armored Regiment: 04 June 1944.
  5. Arno River and Po Valley: 04 June 1944-02 May, 1945

#### **2. Occupation Duty in Germany: 1945-1946**

1. Occupation Duty and Constabulary Command: 08 May 1945-01 April 1946.

#### **3. Vietnam: 1967-1968**

- a. 1<sup>st</sup> Squadron, 1<sup>st</sup> Cavalry Regiment
- b. Aco, 501<sup>st</sup> Aviation

#### **4. Persian Gulf War: 02 August 1990 - 28 February 1991**

- a. Operation Desert Shield 1990 – 1991
- b. Operation Desert Storm 1991 - 1991

#### **5. The Balkans:**

- a. Bosnia: 1995 -1999
- b. Albania: 1999
- c. Kosovo: 1999-2000

#### **6. Global War on Terror: Iraq 2003-2020**

- a. Operation Iraqi Freedom: 2003 – 2004
- b. Operation Iraqi Freedom: 2009 - 2010
- c. Operation Inherent Resolve: 2017

#### **7. Global War on Terror: Afghanistan 2011-2020**

- a. Task Force 3-1 Armored Division: 2011 – 2012
- b. Task Force 1-1 Armored Division: 2012 – 2013
- c. Operation Freedom's Sentinel: 2016 – 2020

#### **8. Overseas Contingence Operations / Rotational Deployments**

- a. Republic of Korea, 3-1 Armored Division: 2020-2021
- b. Republic of Korea, 1-1 Armored Division: 2021-2022
- c. EUCOM, 2-1 Armored Division: 2023 – 2024
- d. EUCOM, 3-1 Armored Division: 2024 – 2025
- e. EUCOM, 1<sup>st</sup> Armored Division: 2025

## PART ONE 1AD COMMANDER'S INTENT

**1. Mission:** When directed, 1st Armored Division deploys and defeats our nation's enemies by exercising command and control of Army, Joint, and multi-national forces as an armored division or a Joint task force (JTF).

**2. Why We Exist:** The 1st Armored Division performs a unique and irreplaceable role in the US military. As a designated 'Strike Division', the 1st Armored Division exists to perform three essential military roles that only can be accomplished by an Armored Division:

- 1) We **Penetrate** Enemy Prepared Defenses
- 2) We **Seize** and Hold Ground
- 3) We **Destroy** Enemy Armies

### **3. Division Standing Priorities**

a. Lead: The primary mission of every leader is to build disciplined and cohesive teams that can fight and win. This requires an investment in our people and their families. Great leaders commit to the development of subordinates, counsel them routinely, inspect their living and work areas, and grow cohesive teams based on mutual trust. Good battalions build great Sergeants and get their Soldiers into career enhancing schools. ***The #1 mark of a leader's potential is the quality of their investment in the Soldiers they lead.***

b. Maintain: A great maintenance culture starts with an investment in the technical expertise of small unit leaders, our operators, and our mechanics. I expect all leaders to be experts on the equipment they operate. To do this, we must train it and our leaders must certify that we have mastered these skills.

c. Train: Our most valuable resource in peace time is our Soldiers' time. It is often the resource most quickly squandered in garrison. I expect commanders to enforce disciplined training management processes IAW FM 7-0 that result in ***simple, reliable,*** and ***accessible*** training schedules at the company level that provide meaningful guidance on the critical tasks to be accomplished each day. Small unit leaders should spend most of the traditional duty day with those they lead supervising accomplishment of the day's tasks.

d. Innovate: The conflict in Ukraine has shown that our current tactics, organization, and equipment **MUST** change if we expect to win the first battle of the next war. Leaders at all levels must study this conflict continuously and ***innovate at echelon*** within their own formation and within their own capabilities to prepare for the next conflict. Our movement techniques, assembly areas, camouflage, signal management, and use of data must all change to reflect the changing character of the battlefield.

**4. End State:** When we execute our key tasks to standard, we can deploy, fight, and win anytime, anywhere. We impose doubt in our enemies and trust and confidence in partners and allies. Our actions, in garrison and in combat, protect the legacy of "America's Tank Division" and maintain the trust and respect of the American people.

## PART TWO THE FORT BLISS STANDARD

*A profession is characterized by its values and standards of conduct. Its members hold each other accountable to said values and standards. Ours is the profession of arms. As Soldiers, we embrace and protect our values and standards by holding each other accountable. In doing so, we create a collective trust across our formations which allows us to fight as a cohesive team, fully prepared to endure hardship and thrive in the most demanding conditions.*

*We instill in each other a jealous regard for the honor of our unit. We neither make nor tolerate disparaging comments about our Army, our installation, our unit, our brothers and sisters in arms. Instead, we address our concerns with our chain of command to preserve our standards and values. As professionals, we embrace challenges and solve problems, together.*

*We are the profession of arms. This we'll defend.*

**1. Purpose:** To prescribe the standards expected of all Soldiers: assigned to, attached to, or under the operational control of Fort Bliss units, including major subordinate commands, and mobilized and demobilizing units at Fort Bliss. Soldiers are expected to comply with the standards outlined in this handbook and conduct themselves in a manner that reflects favorably upon them, their unit, Fort Bliss, and the United States Armed Forces at all times.

**2. Command Responsibilities:** This command has the responsibility to maintain good order and discipline, care for Soldiers and their Families and prepare them both for the rigors of large-scale combat. We will achieve this by providing quality training (starting with mastering the basics), predictability, and through clear communication at echelon.

**a. Providing Soldiers and Family's Predictability:** Commanders, at every level, will strive to provide predictability for those under their command through good planning and preparation. Training schedules at echelon must be publicly accessible or displayed in common areas to better inform all members of the team. Leaders at echelon will communicate with Families often and provide a means for timely feedback. The goal is for Soldiers to train and work hard to accomplish the mission while being allowed to be with Family and friends when the mission allows. As a rule, the Division will execute Iron Family Time starting at 1500 hours on Fridays of any 5-day work week, except when a battalion or higher commander determines that mission requirements demand otherwise.

**b. Counseling: *Every leader in the first Armored Division will counsel their direct subordinates in writing on a quarterly basis.*** Junior soldiers (E1-E4) will be counselled monthly. The strength of our nation is our Army, the strength of our Army is our Soldiers. It is the responsibility of leaders to drive their subordinates to develop mental, physical, and spiritual resilience. Leaders cannot counsel effectively without

knowing their Soldiers and their Families. Leaders will establish and validate every subordinate's "Golden Triangle". Counseling should focus on individual and professional purpose to ensure Soldiers make tangible progress towards those things they hope to achieve while serving in our Army. See ATP 6-22.1 for the counseling process.

**(1) All Noncommissioned Officers will maintain a Leader's Book (electronic or hard-copy):** The leader book is a tool for the NCO to maintain up-to-date, easy-to-reference information on Soldiers, training status, and maintenance status and equipment accountability. Leaders are responsible for providing training assessments to the chain of command on their Soldiers and units as part of company-level training meetings. Commanders use these assessments to make training decisions. The exact composition of leader books varies depending on the mission and type of unit.

**3. Maintain the health, welfare, and discipline of Soldiers:** Team Leaders or Squad/Section Sergeants will **inspect** all billeting rooms and common areas daily throughout the duty week. Platoon Sergeants and Platoon Leaders will inspect all billeting rooms and common areas weekly. First Sergeants and Company Commanders will inspect all billeting rooms and common areas monthly. Importantly, inspections are *not* searches. IAW Military Rule of Evidence 313, inspections are lawful examinations of the whole or part of a unit, and their primary purpose is to ensure the security, military fitness, or good order and discipline of the unit, organization, aircraft, vehicle, etc. Barracks **checks** will occur every weekend by company leadership, including holidays and DONSAAs. Refer to Command Policy Letter #11 (Barracks Good Order and Discipline) for additional details. NCOs will inspect all Soldiers daily for proper wear of the uniform, haircuts, and a clean-shaven face or adherence to shaving profile and religious accommodations, if granted.

Those who reside in government quarters or off the installation will be visited at least quarterly to promote health, safety, and care for Families. Visits to on or off-post quarters are not like command inspections of military barracks. For such visits, leaders must ask for permission from the Soldier or adult resident before entering a Soldier's on-post or off-post home. Further, permission to enter is not permission to search. Leaders should consult with their servicing legal office before such visits

**4. On-the-Spot Corrections:** Generally, a Soldier requires an on-the spot correction for one of two reasons: the Soldier does not know the standard, or they knowingly violate the standard. If the latter occurs, the violation will be addressed immediately and when appropriate, will be followed-up with a call to the Soldier's chain of command. On-the-spot corrections are not only issued from the leader to the subordinate, but also include tactful corrections from subordinates to leaders and corrections between peers. It is your responsibility to understand and adhere to the standard. *REF TC 7-21.13 Chapter 4-17.*

- a. Identify yourself.
- b. Ask for the Soldier's ID and assigned unit.
- c. Correct the Soldier.
- d. Address the performance, without insulting the person.

- e. Give one correction at a time. Never over-do it.
- f. Don't keep bringing it up — when the correction is over, it is over.
- g. Remain professional and tactful while making corrections.
- h. Do not make corrections directly in front of Family members – move away to not embarrass the Soldier being corrected.

## 5. Training:

**a. Standard Duty Day:** The standard duty day should start with barracks inspections prior to first formation. The first formation of the day is for accountability in preparation for PT and held by the unit 1SG. After PT all personnel should be given appropriate time to prepare for the next mission. This includes chow, personal hygiene, and moving to the next training location. The unit 1SG or commander should hold a second “work call” formation where leaders should inspect Soldiers and pass along requirements for the day, face to face. At close of business a final formation should be held to ensure the day's missions have been accomplished and the uniform and information for the next day's training is reiterated. Special care should be taken to ensure Soldiers have adequate time to move to and from unit dining facilities during the lunch period. Battalions and Squadrons should hold formations for command maintenance and close out prior to release for the weekend. The BN formation should serve as an opportunity for the chain of command to communicate command messages and emphasis; to hold subordinate units accountable to standards in maintenance; and to verify good order in our motor pools.

**b. Training Management:** Company training meetings are the bedrock of Army Training Management. This event is where Army leaders ensure training is planned, prepared, executed and assessed to standard. This event must happen to standard and without fail every week. Company training meetings inform training schedules and provide predictability for our formations. All training should be briefed and locked in no later than 6 weeks from execution and planned using the 8-step training model. NCOs are responsible for individual and low-level collective training and should be held accountable for it by their officers.

**c. Personnel Readiness:** Soldiers are responsible for maintaining their own readiness and supervised by the NCO support channel. Companies should strive to achieve 100% individual readiness and should be maintained at all times. Leaders should drive the appointment process to ensure Soldiers are present and minimize impact to training. All leaders will have a system to monitor readiness metrics for their formations and take a proactive stance to prevent delinquencies. NCOs will ensure every Soldier is qualified with their assigned weapon and current on the ACFT.

**6. Physical Readiness Training:** Commanders, at all levels, are responsible for the physical fitness programs of their formation. Physical training is a training event that will be planned, resourced, executed, and assessed in the same manner as all other training events. Between the hours of **0630-0730 (at a minimum) Monday through Friday**, physical fitness is the priority for all Soldiers. ***Leaders in this Division from***

**Corporal through General Officer will do PT daily with, alongside, or around their Soldiers.** Units should conduct tough and realistic combat-focused Physical Readiness Training that challenge Soldiers every day. Commanders will consult Master Fitness Trainers and H2F professionals and facilitators to develop holistic fitness programs that encompass all aspects of the Performance Triad – Sleep, Activity, and Nutrition. All personnel perform PRT, those with profiles perform PRT within the limits of their profile.

**a. Special Conditioning Programs:** Each battalion-level unit will have a special conditioning program that serves to recondition Soldiers who fail to meet unit fitness goals, fail the ACFT, who are enrolled in the Army Body Composition Program, or who are recovering from injury or illness to safely and efficiently return them to duty at an equal or higher physical fitness level. The program will be run in accordance with FM 7-22, Chapter 6 and in coordination with the brigade H2F team.

**b. Pregnancy and Post-Partum Physical Training:** All Soldiers who are pregnant or post-partum will conduct collective physical training at the Brigade level training program run through the Brigade Surgeon's office and H2F commensurate with their profile and needs. A P3T program aims to help pregnant and postpartum Soldiers maintain fitness throughout their pregnancies and to help them meet the physical requirements of their units' METLs, as well as the standards of the ABCP and ACFT.

**7. Pay-Day Activities:** All units will observe the **last duty day of the first week of the month** as "Pay-Day Activities." Pay-day activities allow Soldiers to take care of personal and family readiness concerns and allows Leaders to focus on requirements that are often overlooked. Key events for pay-day activities may include (but not be limited to) counseling, urinalysis, formal barracks inspections, ASU inspections, OCIE or clothing layouts, POV inspections, personnel readiness activities, and resiliency training. All Soldiers will be released at 1500. Pay-day activities will not reduce manning levels to the extent that would adversely affect a unit's/agency's ability to perform their assigned mission or clear personnel from the installation.

**8. Leader Training Time (LTT):** LTT is conducted on Thursdays and consists of four (4) hours of uninterrupted training (not to include set-up time, AARs, or mealtimes). Physical training is not canceled to conduct LTT. Physical training on LTT days is combat-focused physical training. Training will be METL-focused at the individual level and support collective task priorities established by the chain of command. All Soldiers and leaders should be present, and appointments will be minimized. LTT can exceed four hours if required to achieve training objectives IAW FY Command Readiness Guidance. LTT should be used as a vehicle to develop the NCO Corps on how to plan, prepare, execute, and assess training in accordance with the 8-step training model.

## MILITARY CUSTOMS AND COURTESIES

Military Customs and Courtesy among members of the Armed Forces are vital to maintaining discipline. Respect for seniors will always be extended. All Army personnel in uniform will salute when they meet and recognize persons entitled to the salute. Salutes will be exchanged between officers (commissioned and warrant) and enlisted personnel, and with personnel of other Armed Forces, and foreign armies.

**1. Salute:** The appropriate exchange of salutes between military personnel is a traditional greeting that is a normal part of military life. While it is customary for the junior member to initiate the salute, the senior individual is expected to recognize the courtesy and return it promptly and correctly. Soldiers will salute when they meet and recognize commissioned or warrant officers or see government-operated vehicles with identifying plates. The appropriate greeting is given when in uniform. This always applies and includes entry points to the installation. A greeting is a mandatory part of the Salute. Appropriate greetings include:

- a. Greeting of the Day: “Good Morning, sir” “Good Afternoon, ma’am,” “Good Evening, sir”.
- b. Unit Motto (Battalion or Brigade): Examples are “Dragoons, Sir!” “Courageous and Faithful, Ma’am!” “Ready First, Sir!”
- c. All Soldiers assigned to the 1st Armored Division can also use the Division motto: “**Iron Soldiers!**” The appropriate response is “**Old Ironsides!**” or “**America’s Tank Division!**”
- d. Officers will offer an appropriate reply when returning the salute.
- e. When in a formation or training/working in a group, the senior Soldier will call the group to attention and render a salute and appropriate courtesies.
- f. A hand salute will be rendered to official vehicles with the red “star placards” (General Officer) and black (Colonel) placard. The placard will be displayed on the front of the vehicle.
- g. Although it is not required to salute, when passing a Senior Non-Commissioned Officer, the greeting of the day is required to be rendered by regulation.

## 2. Reveille and Retreat

**a. Reveille:** When outside, in or out of uniform, or not in formation, and you hear “Reveille” you will face towards the US flag, if visible. If the US flag is not visible, face towards the music and assume the position of attention. Soldiers will salute on the first note of music. **During Reveille all vehicles in the area will stop.** Military occupants will dismount their vehicles and render the proper courtesy. When in formation, the senior Soldier will bring the formation to attention and salute. If you are in civilian attire and hear “Reveille” you are expected to remove all headgear, stand at attention, and place your right hand over your heart.

**NOTE:** Members of the Armed Forces and Veterans who are present but not in uniform may render the military salute in the manner provided for individuals in uniform during the playing of the National Anthem when wearing headgear.

**b. Retreat:** When outside, in uniform, not in formation and you hear “Retreat” you will face towards the US flag, if visible. If the US flag is not visible, face towards the music and assume the position of attention. Soldiers will salute when “To the Colors” is played. During retreat, all vehicles in the area will stop. Military occupants will dismount their vehicles and render the proper courtesy. When in formation, the senior Soldier will bring the formation to attention and salute. If you are in civilian attire and hear “To the Colors” or the National Anthem, you are expected to remove all headgear and place your right hand over your heart.

**3. Electronic devices:** Cell phones and devices; Soldiers **WILL NOT** walk and talk or text while in uniform with the use of a hands-free device or with the cell phone in speaker mode, this includes playing music out loud when conducting physical training. Listening devices (e.g. Bluetooth) while in any uniform is prohibited, on or off the installation. The only exceptions are while operating a motor vehicle to comply with local and federal traffic regulations, conducting physical fitness within a gym or running on a running track. Blocked off roads during PRT hours is not considered a running track. Cell phones are not authorized without a hands-free device in any GSA vehicle or tactical vehicle, regardless of local and federal traffic regulations.

**a.** Stationary external speakers and devices to play music during events such a PRT are authorized if the music is tasteful and within Army Values, no vulgar or offensive language.

**NOTE: CELL PHONE USE DOES NOT OVERRIDE CUSTOMS AND COURTESIES**

## **SPONSORSHIP**

**1.** Onboarding new personnel is a no fail mission. Every incoming Soldier will be assigned a sponsor. This sponsor will be of the same rank or higher and be the right person to ensure a positive first impression of the unit. The Sponsors primary task is to ensure a smooth transition for the Soldier and their Family IAW Standing Order #2. The sponsor and unit are responsible for the incoming Soldier until fully integrated with new leadership. The sponsor must ensure the Soldier is aware of all off-limit areas before their first weekend at Fort Bliss. The chain of command will counsel the Soldier within 24 hours of arrival to their first company. The sponsor will, at a minimum, talk to the Soldier each day, in person, and visit the Soldier on the first weekend on the installation. It is a critical time for the Soldier as he/she transitions into the unit. Each Soldier will have unique needs and different issues that need to be addressed. We must welcome all Soldiers with open arms and demonstrate why it’s better at Bliss!



## PART THREE

### Uniform and Appearance

**1. Civilian Dress and Grooming:** Good grooming is a matter of pride within the military community and the wearing of appropriate civilian attire is a personal responsibility within the parameters of good taste and social acceptability. In keeping with this principle, the following dress code is implemented:

**a.** IAW Fort Bliss Regulation 27-5 (15 June 2023), while on the installation, service members and civilians are prohibited from wearing the following articles of clothing at any public use area or work area: (1) Shorts, skirts, or cut-off pants that expose any part of the buttocks; (2) see-through garments, exposed midribs, or clothing that exposes undergarments; (3) "cut-off" or "stringer" gym attire which exposes any part of the nipple or areola; (4) pajamas; (5) garments that contain, depict, or display any obscene, pornographic, lewd, or lascivious words, characters, pictures, or symbols; (6) garments that contain, depict, or display any drugs or drug paraphernalia; (7) garments that contain, depict, or display any racist, sexist, gang-related, or homophobic words, characters, pictures, or symbols.

**b.** Bare feet in any facility, except where footwear is not appropriate, such as swimming pools, are not authorized. Sandals or shoes without socks or stockings are authorized.

**c.** Soldiers will wear appropriate attire when utilizing any facility on Fort Bliss, to include the PX/ Freedom Crossing complex. Soldiers using post facilities, public buildings, public areas, or work areas will not wear shorts, skirts, cut-off jeans, or cut-off slacks, which expose any part of the buttocks. See-through garments normally worn as undergarments are also prohibited. Soldiers will not wear sleeveless t-shirts.

**d.** In Government dining facilities, Soldiers and visitors will not wear open toe shoes, shoes without socks, hats, or sleeve-less shirts.

**e.** Males will keep their face clean-shaven when in uniform, or on duty. The exception is for those with a valid shaving profile, or an approved religious accommodation filed in the Soldier's interactive Personnel Electronic Records Management System (iPERMS). Soldiers with a shaving profile will not style the beard. Beards, goatees, and unauthorized mustaches are not permitted.

**f.** Soldiers are required to always carry their Military I.D. Cards whether on or off duty.

**g.** Military ceremonies, award presentations, or promotions will NOT be conducted in civilian clothing.

**2. Uniform:** The following general guidelines will be used when wearing your military uniform on and off post.

a. The Army Combat Uniform (ACU) in the Operational Combat Pattern (OCP) is the primary duty uniform. Clothing items in the Universal Camouflage Pattern (UCP) is no longer authorized for wear.

b. Soldiers will not cuff sleeves in garrison.

c. Pants will be bloused no lower than the third eyelet of a laced combat boot.

**d. Soldiers are NOT authorized to wear baseball hats outside of their unit buildings.**

e. Earrings: Male Soldiers are not authorized to wear earrings in any duty uniform. Females Soldiers may wear earrings in the ACU. Stud earrings may be screw-on, clip-on, or post-type earrings in gold, silver, or clear diamond. Diamonds can be single or clustered. Pearls are not authorized to wear in the ACU but are authorized in formal attire (service or dress uniform). The earring will not exceed 6mm or 1/4-inch in diameter, and they must be unadorned (plain), spherical (round), or square (for example, princess cut). When worn, the earrings will fit snugly against the ear. Hoop, two-sided, or drop earrings are not authorized. Female Soldiers may wear earrings only as a matched pair, with only one earring per standard ear lobe. Earrings are not authorized to be worn in the cartilage, industrial, transverse lobe, tragus, or conch part of the ear. Earrings will not be worn in the ACU during physical fitness, while in tactical/field environments, combat-related deployments, or locations where access to normal hygiene is not available. Earrings are not authorized in the APFU.

f. Colored Patches. Colored left Shoulder Sleeve Insignia (SSI), and right Shoulder Sleeve Insignia-military Operation in Hostile Conditions (SSI-MOHC) is authorized for wear during military ceremonies, commemorations, every day of Torch Week, and on the last duty day of the week. Colored left Shoulder Sleeve Insignia is only authorized on Fort Bliss, and to and from a Soldier's place of residence. Colored SSI can be worn alone, colored SSI-MOHC must be worn with colored SSI.

(1) Full sized, full-color, and embroidered special skills tabs such as Special Forces, Ranger, Sapper, and President's Hundred may also be worn with the full-color Shoulder Sleeve Insignia. Colored special skills tabs must be worn with colored SSI, or SSI-MOHC.

g. Sun (Boonie) Hat. Per DA PAM 670-1, The sun hat is an OCIE item authorized for wear with the combat uniform in field environments when the advanced combat helmet is not worn, on work details, or in other environments where wearing the patrol cap is impractical, as determined by the Commander. OCIE issued hats or commercially available hats of identical build are authorized for wear. Guidance for wear on Fort Bliss:

(1) Not worn in formation unless all personnel are wearing the sun hat.

(2) Can be worn anywhere on the installation, except indoors.

(3) Authorized for wear by all Fort Bliss permanent party personnel, and all assigned to Fort Bliss on temporary status.

(4) Can be used as primary headgear during unit outdoor ceremonies if all personnel

have the sun hat, no combination of sun hats and patrol caps.

(5) Temperature is not a determining factor on wear of the sun hat.

(6) Sun hat will be straight on the head so that the web band is a straight line parallel to the ground. No hair will be visible on the forehead beneath the hat.

(7) Draw String will be worn under the chin drawn and snug using the fastener, around the back of the head and neck drawn snug or tucked into the hat.

(8) The sun hat will not be rolled formed, blocked, or with an upturned brim.

(9) Rank will be centered on the of the hat left to right, top to bottom. Rank may be pinned or sewn.



**h. Cold Weather Gear and Fleece Cap.** Extended Cold Weather clothing system (ECWCS) and Fleece Caps are to be worn using the following guidelines:

(1) Fleece Caps will be worn as the primary headgear when it is below 32 degrees (ambient or wind chill). When the temperature rises above 32, Soldiers will wear the Patrol Cap or Sun Hat. The Fleece can be worn above 32 degrees based on Commander's guidance when in extremely windy conditions for an extended period of time, i.e.: Gate Guard or motorpool operations.

(2) ECWCS will be worn as prescribed in TM 10-8415-236-10. Soldiers will utilize the following chart to adhere to temperature and wear guidance.



Activity	Temperature	Items							
			L1	L2	L3	L4	L5	L6	L7
Active	Extreme Cold: <u>-25°F</u> to <u>0°F</u>	Top	✓	✓	✓		✓		
		Bottom	✓	✓			✓		
	Cold: <u>0°F</u> to <u>30°F</u>	Top	✓	✓			✓		
		Bottom	✓	✓			✓		
	Wet/Intermittent Wet: <u>40±10°F</u>	Top	✓			✓			
		Bottom	✓				✓		
	Cold/Wet: <u>35°F</u> to <u>45°F</u>	Top	✓				✓		
		Bottom	✓				✓		
Static	Extreme Cold: <u>-50°F</u> to <u>0°F</u>	Top	✓	✓	✓		✓		✓
		Bottom	✓	✓			✓		✓
	Cold: <u>0°F</u> to <u>30°F</u>	Top		✓			✓		✓
		Bottom		✓			✓		
	Cold/Wet: <u>30°F</u> to <u>45°F</u>	Top	✓		✓			✓	
		Bottom	✓					✓	
	Wet: Above <u>45°F</u>	Top	✓	✓				✓	
		Bottom	✓					✓	

**3. Gloves:** When an overgarment is worn in cold temperatures, gloves will be worn. Gloves may also be worn without overgarments at the discretion of the Soldier. Overgarments will not be mixed in formation. All Soldiers will look the same.

**4. Brown Fleece jacket:** The brown fleece jacket will not be worn as an outer garment in a field in environment. In garrison, the fleece jacket can be worn as an outer garment when authorized by the unit commander.

**5. Stetson:** Soldiers assigned to Cavalry units or assigned to scout platoons are authorized to wear the Stetson and spurs IAW their internal Brigade policy.

**a.** The Stetson will be black in color. Only rank and regimental or ordinary cavalry brass will adorn the Stetson. Troopers may wear additional regimental insignia on the back of the Stetson as to not be visible from the front. A total of no more than three items may be worn on the back of the Stetson. The braid will be worn around the base of the Stetson. Troopers will wear the appropriate braid color. Braid ends or acorns will be to the front of the Stetson and no more than an acorn length over the brim:

- (1) General Officers: Solid Gold Cord
- (2) Company and Field Grade Officer: Gold and Black Cords.
- (3) Warrant Officer: CW4, CW5 - Solid Silver Cords
- (4) WO1, CW2, CW3 - Silver and Black cords
- (5) Enlisted Soldier: Yellow or branch color cord

**b.** The nape strap will be threaded through the appropriate eyelets in the brim of the Stetson goes around the back and the buckle is fastened and centered on the wearers head.

**c.** The sides of the crown will not be pushed in or otherwise modified. The brim will be flat with a slight droop at the front. The Stetson will be worn on the head with the brim parallel to the ground.

d. Occasions for wearing the Stetson:

- (1) Squadron dining-ins/outs
- (2) Formal events in dress uniform
- (3) Gatherings of spur holders
- (4) professional gatherings, such as Officer/NCO call
- (5) Any other event or function as designated by Sqn/Bn CDR.
- (6) For BDE formations the BDE CSMs will determine if the Stetson is worn.
- (7) For BN formations the BN CSMs will determine if the Stetson is worn.

e. Any other event or functions not described in this policy are not authorized.

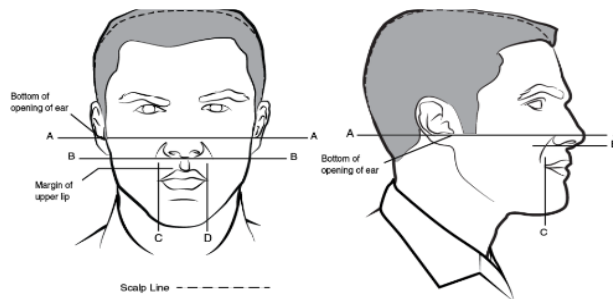
f. Spurs may be worn whenever the Stetson is authorized. Gold spurs are authorized for Soldiers who have served in combat in a Cavalry unit. Silver Spurs are authorized for Soldiers who earn them IAW Cavalry Squadron policy.

**6. Facial Hair Standards and Accommodations:** Per AR 670-1 ch.3, Male Soldiers must maintain a clean-shaven face in uniform, or in civilian clothes while on duty. **Soldiers will shave immediately following wake-up unless authorized an exemption. If an exemption is given (I.E a Profile) a Soldier will always carry their profile with them while on duty.**

a. Mustaches will not:

- (1) Cover any portion of the upper lip line.
- (2) Extend sideways beyond a vertical line drawn upward from the corners of the mouth.
- (3) Extend above a parallel line at the lowest portion of the nose (See Figure 3-1 as seen in AR 670-1)

b. Handlebar mustaches, goatees, and beards are not authorized. Beards are only authorized for those Soldiers who require a medical exemption or religious accommodation.



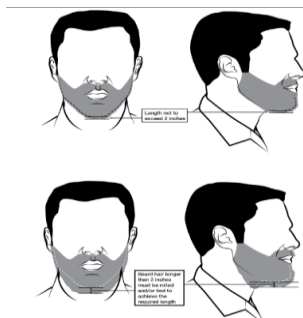
c. Medical:

- (1) Soldiers may receive a profile for facial hair if they have a medical condition warranting facial hair. This will be determined by a medical provider.
- (2) Soldiers are exempt from shaving during treatment process. (DA form 3349 is issued and entered in e-profile)
- (3) Soldiers' facial hair will not exceed 1/4 inch. Facial hair length is determined from the skin to the end of the hair strands, not how the hair lays against the skin.

(4) Grooming will not be shaped, edged, or fashioned in a manner contrary to Army regulation.

d. Religious Accommodations:

- (1) Granted on a case-by-case basis.
- (2) Accommodations **must be approved** before Soldier begins growing beard.
- (3) Soldiers will carry approved accommodations memo on them while in uniform.
- (4) Beards (including facial hair and neck hair) must be maintained to a length not to exceed 2 inches when measured from the bottom of the chin. (see figure 2 below).



e. Hair Highlights: Male and female Soldiers are allowed to wear highlights (a uniform blend of colors) with natural colors as long as it represents a professional and natural appearance. Colors must blend naturally together so as to not display a vast difference between shades of natural colors (for example, natural black hair with blonde highlights/streaks is not authorized). Prohibited/unnatural colors are those such as, but not limited to, purple, blue, green, pink, bright red, and fluorescent/neon colors. This also applies to hair extensions, wigs, and hairpieces.

f. Sideburns: Sideburns are hair grown in front of the ear and below the point where the top portion of the ear attaches to the head. Sideburns will not extend below the bottom of the opening of the ear. Sideburns will not be styled to taper, flair, or come to a point. The length of the individual hairs of the sideburn will not exceed 1/8 inch when fully extended.

## 7. Male haircuts

a. The hair on top of the head must be neatly groomed. The length and bulk of the hair may not be excessive and must present a neat and conservative appearance. The hair must present a tapered appearance. A tapered appearance is one where the outline of the Soldier's hair conforms to the shape of the head curving inward to the natural termination point at the base of the neck. When the hair is combed, it will not fall over the ears or eyebrows, or touch the collar, except for the closely cut hair at the back of the neck. The block-cut fullness in the back is permitted to a moderate degree, as long as the tapered look is maintained. Males are not authorized to wear braids, cornrows, twists, dreadlocks, or locks while in uniform or in civilian clothes on duty. Haircuts with a single, un-tapered patch of hair on the top of the head (not consistent with natural hair loss) are considered eccentric and are not authorized. Examples include, but are not limited to, when the head is shaved around a strip of hair down the center of the head, around a u-shaped hair area, or around a patch of hair on the front top of the head (tear drop). Hair that is completely shaved or trimmed closely to the scalp is



authorized.

## **8. Female haircuts and hairstyles.**

**a.** Female Soldiers are authorized to wear “multiple” hairstyles at once as long as they are neat in appearance and do not impact the proper wear of headgear and equipment. For example, braided twists or loc hair style with a side twist to secure hair, placed in a ponytail or two single cornrows encompassing all the hair, going into a ponytail or a bun in the back of the head. There are no restrictions of braids, cornrows, twists, and locs having the same dimensions and the same approximate size of spacing between them.

**b.** There is no minimum hair length for female Soldiers. The hair may have a tapered appearance, and if the hair does not part naturally, the Soldier may cut a part into the hair (no wider than 3mm in width) or style the hair with one part. the part will be one straight line, not slanted or curved, and will fall in the area where the Soldier would normally part the hair. Soldiers will not shape or cut designs into their hair or scalp.

**c.** Female Soldiers are authorized to wear ponytails in all uniforms. Hair will be neatly and inconspicuously fastened or secured in either a bun, singular ponytail, two braids, or singular braid. Multiple locs, braids, twists, or cornrows may come together in one or two braids or a single ponytail. Braids and singular ponytails may be worn down the center of the back in all uniforms, but the length will not extend past the bottom of the shoulder blades when standing at the position of attention. There is no minimum length for the wear of a ponytail or braid(s).

**(1)** The only exceptions on the length of the ponytail or braid(s) are while conducting tactical or physical training in the Army Combat Uniform (ACU) or Army Physical Fitness Uniform (APFU). The length of the secured hair will not hinder a Soldier’s performance and/or increase the risk to safety. No portion of the bulk of the hair, as measured from the scalp, will exceed 2 inches (except a bun, which is worn on the back of the head (centered) and may extend a maximum of 3 1/2 inches from the scalp and be no wider than the width of the head). In all uniforms, the unsecured hair will be worn centered in the back of the head (placement of ponytail will not be on the side or on top of the head), not be wider than the width of the head, and will not interfere with proper wear of authorized army headgear.

**(2)** The braid(s) or ponytail cannot be worn over the shoulder or pulled in front of the body. It must go down the female Soldier’s back. Additionally, while female Soldiers are wearing equipment such as, but not limited to, combat vehicle crewman or advanced combat helmets, they will be authorized to wear their hair in a ponytail and/or a long braid(s) secured in their utility uniform top. Commanders will analyze the risk of a free-hanging ponytail or braid and use commander’s discretion to determine if long hair will be secured/tucked inside the uniform top.

**d.** Female Soldiers are authorized to wear multiple hairstyles at once as long as they are neat in appearance and do not impact the proper wear of headgear and equipment (example, braided twists or loc hairstyle with a side twist to secure hair, planed in a ponytail or two sing cornrows encompassing all the hair, going into a ponytail or a bun in the back of the head).

**9. Combat Vehicle Crewman (CVC) Uniform:** Wear of the CVC Uniform is authorized while crewmen are performing actual tasks associated with their vehicle or in the AGTS/BATS. The CVC uniform is not authorized for wear in garrison environment, or off-post.

**10. Mechanics Coveralls:** Mechanic's coveralls will be worn only while performing duties in designated maintenance work areas, such as the motorpool or the field environment, and will be removed prior to departing the maintenance area. Until all units are fielded coveralls, Soldiers may wear OD, Woodland, or civilian coveralls at the discretion of the commander.

**11. The Army Combat Shirt (ACS):** The ACS will be worn under body armor, and not as a standalone garment. The ACS may be worn in the field or enroute to a field environment without body armor only when preparing for, moving to or from, and executing field operations. The ACS will not be worn in any commercial establishments, on or off Fort Bliss, or Warrior Restaurants. The name tape, unit patch, and US Flag (subdued) will be worn on the ACS.

**12. Army Physical Fitness Uniform (APFU):** The APFU is authorized for wear while conducting physical fitness training or participating in sports events on the installation IAW AR 670-1, Chapter 10. Personnel may **NOT** wear the physical fitness uniform in **OFF-POST** establishments, unless for the purchase of essential items (for example, fueling gas before or immediately after physical readiness training.). The APFU **WILL NOT** be worn in off post fast-food establishments.

a. All personnel will show their Common Access Card (CAC) or official identification card to gym personnel when not in APFUs during PRT hours on duty days.

b. Soldiers may wear headphones, including wireless or non-wireless devices and earpieces, in uniform only while performing individual physical training in indoor gyms, fitness centers or running tracks. Soldiers may **NOT** wear headphones or earpieces beyond the permitted area in any manner, including around the neck or attached to the uniform. Headphones will be conservative and discreet. Ear pads will **NOT** exceed 1-1/2 inches in diameter at the widest point. Soldiers may wear electronic devices, such as music players or cell phones, as prescribed in AR 670-1, paragraph 3-6a(2)(b). They may also wear a solid black armband for electronic devices in the gym or fitness center. Soldiers may **NOT** wear the armband beyond the permitted area.

c. Units will **NOT** wear the APFU or ACU to conduct off-post physical readiness training, which is **STRICTLY PROHIBITED**. This also includes off-post ruck marching. All off-post physical readiness training will be conducted with the appropriate civilian attire.

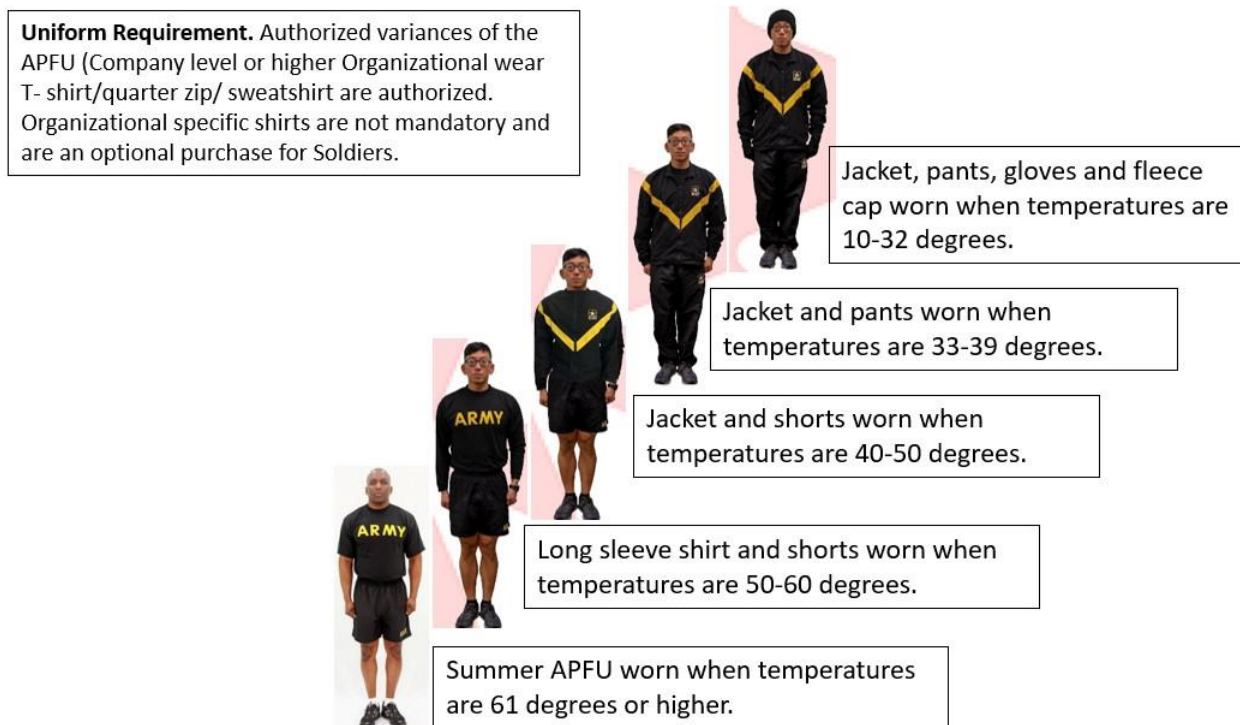
d. Organizational t-shirts are authorized for wear during physical readiness training.

e. **Additional physical fitness uniform requirements: The reflective belt is no longer a base requirement to be worn while conducting physical fitness training on Fort Bliss.** Leaders and civilians have the discretion to wear or not to wear the



reflective belt based on risk assessment.

- (1) **Soldiers will carry their profiles at all times** (with redacted personal health info)
- (2) During unit PT runs, camel pack, liquid containers, or sunglasses may be worn at the discretion of the Commander.
- (3) “Toe-type” Running Shoes are **NOT** authorized for wear during PT.
- (4) ACUs are authorized for wear during unit PT, but not as a daily PT uniform. ACUs may be worn for ruck marches, combative training, and as applicable to PRT. When worn, name tapes and rank, at a minimum, must be worn. After Combative training (i.e., leaving the classroom, training site), Soldiers will return to full ACU standards as per AR 670-1.
- (5) Use the following chart to determine the variance of APFU worn. Units will wear the same variance during formation. During breakout, Leaders can upgrade or downgrade as necessary. When complete with Physical Training, Soldiers will return to the variance worn during formation. (ambient or wind chill).



**13. The Wear of Special Unit T-Shirts as a Uniform:** There are certain units on Fort Bliss that wear special unit t-shirts as part of their duty uniform when conducting their assigned mission. Those types of special unit t-shirts **WILL ONLY** be worn inside that unit’s footprint and **WILL NOT** be worn outside of the unit footprint when conducting official business. The lowest level unit T-shirt worn is the Company/Troop/Battery.

**14. Foot (Ruck) Marches:** Foot Marches will be categorized into three groups.

**a. Uniform:**

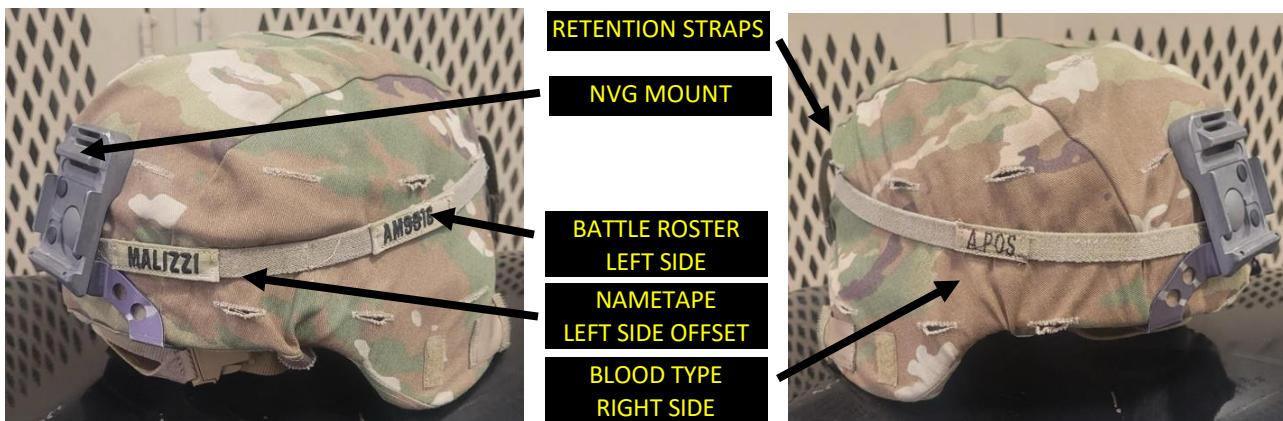
**(1) OCPs:** All Shoulder sleeve insignias, Combat and Skill badges, Special skill badges, U.S. Army tape, name tape, unit patches, subdued U.S. Flag, combat boots, patrol cap.

**(2) ACH:** Division standard.

Category	Uniform	Distance/Time
1. Administrative	OCPs, water source, 35lbs ruck	3 miles/1 hour
2. Endurance Building	OCPs, water source, 35lbs ruck	4 miles/1 hour
3. Tactical	OCPs, ACH, Eye pro, Gloves, water source, with or without weapon, 35lbs ruck.	4+ miles/1 hour

**15. Tactical / Field Uniforms:** Commanders and NCOs are responsible for establishing uniform SOPs for combat operations and tactical training. All leaders will ensure the following guidance at a minimum is met and the proper uniform is always worn.

**a. Advanced / Enhanced Combat Helmet (ACH / ECH).** The ACH will be complete with OCP cover, pad suspension system, retention system (chinstrap), camouflage band, retention straps, and NVG mount. Wear the ACH with the chinstrap always fastened.



**b. Integrated Head Protection System (IHPS).** The IHPS is the Army's new combat helmet. It will be worn complete with OCP Cover, pad suspension system, retention system (chinstrap), and elastic retention strap always clipped. Wear the IHPS with chinstrap always fastened. Soldiers will adorn a square 3" x 2" patch on the right side Velcro displaying name, battle roster number, and blood type.



**c. Battle Roster Numbers.** 1<sup>st</sup> Armored Division is prepared for Large Scale Combat

**d. Operations (LSCO).** IPPS-A has fully integrated as our accountability and personnel management system. Battle Roster Numbers must increase in size to accommodate for multiple Brigades on the same battlefield, sharing of Role I, II, III and CSH. 1AD assumes an 8 position Battle Roster.

- (1) **Brigade (numerical)**
  - (a) 0(HQ/HHBN), 1-3 BCTs, 4(CAB), 5(DSB), 6(DIVARTY)
- (2) **Battalion (alphabetic in regimental order)**
  - (a) A(1-1IN), B(1-2AR), C(1-3AR), D(1-4CAV)
- (3) **First Name Initial**
- (4) **Last Name Initial**
- (5) **Position 5-8 will be the last four digits of DODID**

**3ADK6591**

*\*\*This example represents: 3<sup>rd</sup> Brigade, 4-6IN Battalion, SMs first/last, Last four DODID.*

**e. Headgear.** The only authorized headgear in a field environment (live fire range or training area) is the ACH or IHPS helmet. Soldiers will not wear patrol caps or baseball caps in any field environment. Fleece caps are only authorized indoors or where headgear is otherwise not required.

**f. Body Armor (IOTV/MSV/Plate Carrier).** The IOTV/IBA will be worn closed with all snap, hook and loop fastened, nametape and rank. No other patches are authorized for wear on the IOTV. Commanders may dictate additional wear SOPs. **For units issued the Modular Scalable Vest (MSV),** rank will be worn on the front, name tape will be worn on the back carry handle. No other Patches are authorized on the MSV. Follow guidelines below when worn with the Iron Standard Tactical Uniform. Only Army issued Body Armor in OCP pattern are authorized for wear



(1) Leaders will ensure all Soldiers have the Individual First Aid Kit (IFAK) attached to the left side of the IOTV, MOLLE, MSV for training and combat operations.



*\*See below for full uniform guidance*

**g. Iron Standard Tactical Uniform.** The Iron Standard Tactical Uniform is the primary uniform worn by **ALL** Soldiers in a field environment, no matter their purpose, rank, or position.

(1) The Iron Standard Tactical Uniform consists of the following:

- (1) ACH or IHPS (with cover, band, straps, and NVG plate)
- (2) IOTV / MSV (with plates)
- (3) Eye Pro (APEL approved)
- (4) FLC-TAP (if pouches not attached to IOTV)
- (5) IFAK (worn on wearer's left side)
- (6) Gloves
- (7) Water Source with CBRNE Cap (Canteen or Camelback – min 2QT)
- (8) Hearing Protection
- (9) Protective Mask
- (10) Knee/Elbow Pads (for dismounted combat operations)



ACH



EYEPRO  
(APEL APPROVED)



WATER SOURCE



NAME, RANK



HEARING  
PROTECTION



FLC-TAP WITH  
IFAK



GLOVES



PROTECTIVE  
MASK



(2) Tactical uniform posture is based on the threat condition.

<p><b>THREATCON "A"</b> The threat of weapon systems capabilities to range friendly forces is negligible. The threat of direct fire is negligible. Air Defense capabilities and detection measures are capable of overmatching known threats in the region.</p>	<p><b>UNIFORM POSTURE</b> Army Combat Uniform</p>
<p><b>THREATCON "B"</b> The threat of weapon systems capabilities to range friendly forces is low. The threat of direct fire is unlikely. Air Defense capabilities and detection measures are capable of overmatching known threats in the region.</p>	<p><b>UNIFORM POSTURE</b> Army Combat Uniform with Pro-Mask and assigned weapon</p>
<p><b>THREATCON "C"</b> There are possible enemy personnel in area. The threat and potential employment of enemy weapons systems within range is moderate. Air Defense capabilities and detection measures do not overmatch known threats in the area.</p>	<p><b>UNIFORM POSTURE</b> Iron Standard, Pro-Mask, and assigned weapon within arm's reach</p>
<p><b>THREATCON "D"</b> There are confirmed enemy personnel in the area. The threat and potential employment of enemy weapons systems within range is imminent. Air Defense capabilities and detection measures do not overmatch known threats in the area.</p>	<p><b>UNIFORM POSTURE</b> Iron Standard with Pro-Mask and assigned weapon worn 24/7</p>

**h. Tactical Maintenance Uniform.** This is the only authorized uniform when conducting maintenance in the field or on the range. This uniform may also be worn during COLD statuses, SOBE, and Operational pause of exercises at a Range. The Tactical Maintenance Uniform consists of the following:

- (1) ACH (with cover, band, straps, and NVG plate) / IHPS
- (2) Eye Pro (APEL approved)
- (3) Gloves
- (4) Water Source with CBRNE Cap (Canteen or Camelback – min 2QT)
- (5) Protective Mask
- (6) Coveralls (if issued)





**i. Firing Crew Uniform.** The Firing Crew Uniform is for Armored Crews when conducting Live Fire Training, Maneuver Training, or simulation-based training (BATs / AGTS / COF-T). The Firing Crew Uniform consists of the following:

- (1) CVC (on vehicle only, or when briefly dismounted w/in 3 ft.)
- (2) ACH (cover, band, straps, and NVG plate when dismounted) / IHPS
- (3) Nomex coveralls / FRACUs (with name tapes and patches)
- (4) Spall Vest / IOTV (without plates) / MSV
- (5) Eye Pro / goggles (APEL approved)
- (6) Flash Hood / Balaclava
- (7) Flyer's Gloves (or Nomex issued firing gloves)
- (8) Water Source with CBRNE Cap (Canteen or Camelback – min 2QT)
- (9) Hearing Protection
- (10) Protective Mask (in assigned vehicle compartment, worn when dismounted beyond 3ft.) IOTV w/plates





j. Fire Resistant Environmental Ensemble is a multi-layered clothing system for cold and wet weather. This uniform is issued to tracked vehicle crewman and air crewmembers. The duty uniform i.e. OCPs, CVCs is considered Layer 4. The FREE can be worn in place or in conjunction with the duty uniform. Follow the guidelines for wear of the FREE system.

Weather condition	Layers				
	BL1	BL2	BL3	IWOL5	EWOL6
Dry moderate to extreme cold	x	x		x	
Dry extreme cold: -20F to -40F	x	x	x	x	
Wet					x
Wet/Dry extreme cold windy -20F to -60	x	x	x		x



## PART FOUR

### PERSONAL CONDUCT

**1. General:** You are a professional 24-hours a day and sworn to uphold the Constitution of the United States. You serve the American people. All Iron Soldiers are expected to carry out their duties and conduct themselves properly on and off duty. There are civil laws that pertain to all citizens of America. You are obligated to abide by these laws. IAW AR 600-63, Army Health Promotion, smoking is prohibited in all Army-occupied workplaces except for designated smoking areas. Designated outdoor smoking areas must be at least 50 feet from common points of entry/exit and will not be located in areas that are commonly used by nonsmokers.

**2. Off-Limits Establishments:** Fort Bliss has established an off-limits list. The list can be found on the Fort Bliss Garrison website.

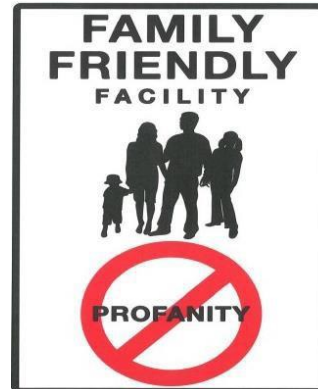


*Click or scan QR code.*

**3. Public Establishments:** When visiting public establishments, Soldiers must be especially courteous and conduct themselves in a manner that does not bring discredit upon themselves, Fort Bliss, or the Armed Forces. Soldiers will obey the lawful orders of all officers and Noncommissioned Officer on and off the installation regardless of duty status or attire. Failure to obey this restriction may result in non-judicial or judicial action under the Uniform Code of Military Justice. Consumption of alcoholic beverages off the installation while in duty uniform is strictly prohibited. The only exception is a sponsored unit function. Failure to obey this restriction may result in adverse action under the Uniform Code of Military Justice. Wear of proper clothing. Soldiers will know and comply with the dress codes of the establishments they visit. Watch the noise level. Soldiers will respect the rights of others to have a quiet meal or drink. Yelling and screaming at friends in a public establishment is usually discourteous and may cause general resentment towards all Soldiers. Watch your language. The use of profanity and racial epithets are unacceptable anywhere. Profanity has become much more prevalent in normal public conversation. We are often not aware of the impression it conveys to our host community as well as the offensive atmosphere it creates for co-workers. Soldiers should be aware of their surroundings and be tactful and courteous at all times. "No profanity zones" will further be identified in specific areas by the posting of the following sign:

a. Family Friendly Zones are identified as follows:

- (1) Pools
- (2) Centennial
- (3) Old Fort Bliss
- (4) Strike Zone Bowling
- (5) Army Community Service (ACS)
- (6) Freedom Crossing



(7) All Child, Youth and School Services (CYSS) locations, Biggs Park, Library, Commissary, Post Exchange (PX) as well as any location that provides direct services to Soldiers, their Families, and civilians in order to provide a positive environment.

**4. Watch Your drinking:** Drinking excessively impairs judgment and may lead to rowdy, destructive, violent, and unruly behavior. Plan ahead if you will be drinking. Use a designated driver, call a cab, call a friend, or call your supervisor.

**5. Public Use of Alcohol:** Soldiers will not carry (on foot or in privately owned vehicles) open bottles or cans of alcoholic beverages except in areas designated for consumption of alcoholic beverages.

**6. Drunk Driving on Fort Bliss:** Drunk driving presents a significant threat to the lives in this community. Any driver (military or civilian) who is charged with a DUI on Fort Bliss will forfeit their driving privilege on the installation for one year. This restriction is emplaced immediately by the Garrison Commander and will be enforced at all Fort Bliss Access Control Points.

**7. Audio Devices:** Loud playing of music using radios, stereos, MP3/CD players, or similar devices in public places, on and off post, may violate Texas statutes, local ordinances, and Fort Bliss policies. Music or other types of entertainment played loudly enough to be heard by others may not be offensive in nature. Soldiers and civilians will not operate vehicles with radios or other such sound systems at a volume which impairs the driver's ability to hear outside sounds or another vehicle's horn. Playing a radio, CD player, stereo, or any sound system too loud, in a vehicle, walking on the street, in the barracks, or in housing is prohibited. Automobile audio devices that can be heard or felt more than 10 feet with windows up or 50 feet with windows down is not permitted.

**8. Operation of a Privately Owned Vehicle:** You must have a valid driver's license, registration, and insurance to operate a motor vehicle. Each vehicle must pass a yearly vehicle inspection. Any lapse in any of these may result in your driver's license being suspended.

a. Fort Bliss Regulation 27-5 prohibits the display of signs, pictures, placards, bumper stickers, or flags that are pornographic, profane, vulgar, obscene, lewd, or


indecent. The display of fake testicles from vehicles, also known as “truck nuts,” “bumper balls,” “bumper nuts,” and “truck scrotums,” is prohibited. Indecent and offensive language or displays by service members or civilians that creates a public nuisance may result in a bar to the installation.

**9. Operation of a Tactical Vehicle:** Do not operate a military vehicle if not properly dispatched or licensed. All operators must have a current and otherwise valid permit of Optional Form (OF) Form 346 (US Government Motor Vehicle Operator’s Identification Card) covering the vehicle being operated. The chain of command and other persons responsible for dispatch and driver’s permit are current. Uniform while either operating a Tactical Vehicle or riding in a Tactical Vehicle will be ACH (worn), gloves and eye protection.

**10. Drugs:** Wrongful possession of any controlled non-prescription controlled substance, drug paraphernalia, or usage of prescription drugs intended for another person is against the law. All units have active drug and alcohol programs. Soldiers can expect urinalysis testing, unannounced. Wrongful possession or use of controlled substances is a violation of the UCMJ.

**11. Tobacco Product:** Smoking (including E-Cigarettes), dipping, (using smokeless tobacco) is prohibited in any military vehicle, aircraft, or during physical training, inside government buildings or within 50 feet of the building. Smoking is **NOT** allowed in any barracks room. For your fitness and health, all Soldiers are encouraged to refrain from smoking or using smokeless tobacco.

**12. Registration of Privately Owned Weapons (POWs):** All Soldiers and civilians who reside permanently or temporarily on Fort Bliss troop barracks, family quarters, bachelor officer quarters (BOQ), bachelor enlisted quarters (BEQ) will register all privately owned firearms with the Provost Marshal Office (PMO) within **twenty-four (24) hours** after arrival or after purchasing a firearm IAW Fort Bliss Regulation 27-5. Consult the Fort Bliss Department of Emergency Services (DES) webpage for more information.



*Click or scan QR code.*

Soldiers are responsible for complying with Fort Bliss Regulation 27-5, which prohibits the use or possession of certain privately owned weapons.

**13. Storage of Privately Owned Firearms and Weapons:** Soldiers living in the barracks, will store their weapons and firearms in the unit arms room, the Fort Bliss Rod and Gun Club, or other suitable off-post storage facilities. This includes any knives with blades longer than three- and one-half inches, air rifles, "BB" guns, and bows and arrows. Individuals living in on-post family quarters must store their firearms in a locked container (e.g., gun safe or gun cabinet) or with a trigger-locking or action-locking

device on the firearm. Firearm ammunition must also be stored in a locked container. If the firearm is not stored in the family quarters, the firearm must be stored in the unit arms room, the Fort Bliss Rod and Gun Club, or a suitable off-post storage facility. The individual signed for the quarters is responsible to ensure the proper storage of all firearms and ammunition located within the quarters, regardless of ownership.

**14. Single Soldiers:** The Better Opportunities for Single Soldiers (BOSS) program supports the overall quality of life for single and unaccompanied Soldiers. The program helps single Soldiers enjoy numerous free-time activities at a reduced cost. The BOSS program supports the chain of command by identifying quality of life issues and concerns and recommending improvements.

<https://www.facebook.com/teamblissboss>



*Click or scan QR code.*

**15. Family Housing:** Congress funds the Army to house only about 1/3 of assigned married soldiers on post. The remaining 2/3rds are expected to live in the surrounding community. As a result on-post housing is a privilege and a scarce resource that must be protected and maintained. Soldiers and their family members must understand housing regulations that govern living on post by the housing office. Soldiers are responsible for their dependent's actions on and off post.

**16. Barracks:** A Soldier's living environment is an important component of individual Soldier readiness. An essential part of that readiness is providing a high quality of life through safe facilities and proper service for single Soldiers. Soldiers deserve a clean, wholesome, healthy, and safe environment that fosters our Army values. Soldiers should have privacy and comfort, as well as predictable living standards. The chain of command has an inherent responsibility to make sure proper living conditions are maintained. This standard reinforces the importance of Officers and Noncommissioned Officer (NCO) leadership in the daily supervision of subordinates.

**a. Leaders Responsibilities-** Commanders are responsible for the cleanliness, serviceability, safety, control, and quality of their respective barracks. Commanders, 1SGs, the entire chain of command, and NCO support channel must demonstrate a strong daily presence that includes after duty hours, weekends, and holidays in order to set and maintain standards of appearance and discipline. The appearance of the barracks is an indicator of the professionalism, standards, and morale of our Soldiers and will be maintained. Commanders retain the authority to conduct health and welfare inspections. Safety, enforcing standards, caring for Soldiers, identifying shortfalls in the structures and utilities in the rooms, and monitoring Soldiers.

**b. Soldiers Responsibilities-** Soldiers are responsible for maintaining standards of housekeeping expected of tenants in private housing of similar type and value. Soldiers are also responsible for the appearance and cleanliness of assigned rooms and shared

spaces. Rooms and common areas will always be maintained in a clean and orderly fashion. Soldiers will be allowed the flexibility to arrange and decorate their rooms consistent with cleanliness, safety, proper accountability, order, and discipline. Soldiers will not be required to maintain rooms in a standard configuration. For example, Soldiers will be allowed to have microwaves (in accordance with post regulation), telephones (as phone lines are available), civilian blankets and bedcovers, and other features normally found in private housing. Soldiers may purchase, at their own expense, serviceable furniture to be used in lieu of government furniture, within reasonable consideration necessary to ensure there are no safety violations and furniture is not impeding on the space of others.

**c.** The following will be adhered to regarding behavior in the billets:

- (1)** Respect the rights of others.
- (2)** Horseplay, physical games, or other activities that might produce damage or injury will not be tolerated.
- (3)** Loud music, yelling and obscene language will not be tolerated.
- (4)** Soldiers will be properly dressed prior to exiting their rooms, i.e. shorts, t-shirt, and footwear at a minimum.

**d.** Room Standards- Keep rooms in a clean, orderly, neat, and well-kept manner at all times. Soldiers are responsible for the housekeeping and maintenance of their quarters. Housekeeping includes the general cleaning and up-keep of the barracks room. Protecting the Army's facilities investment by ensuring maintenance tasks are identified and reported, and reporting incidents of vandalism and neglect of facilities, furnishings and equipment promptly to the unit leadership.

**e.** Fort Bliss Regulation 27-5 prohibits the display of signs, pictures, placards, or flags that are pornographic, profane, vulgar, obscene, lewd, indecent, or which is offensive to religious ethnic, gender, sexual orientation, or racial groups, is prohibited.

**f.** Common Areas, such as hallways; kitchens, storage rooms, utility closets, laundry rooms, and latrines will be maintained according to unit SOP. At a minimum, the unit leaders will ensure cleanliness every day, to include weekends.

**g.** Maintenance is the responsibility of all the occupants. The unit will identify an NCO in-charge (NCOIC) to be responsible for all repair requests (work orders) submitted for common areas of buildings. SM's that reside in the barracks must submit work orders through the ARMA App.

*Click or scan QR code.*



**h.** Each door must be marked with at a minimum: the Soldiers' name and rank, Battalion, Company and Supervisors information. Each unit COC will establish the location of the below information so that it is visible while standing at the entrance to

each room from the outer entrance to each individual room.

## PART FIVE

### Safety and Protecting the Force

**1. Safety:** Protecting the force is everyone's responsibility. Engaged leaders inspect their troops and have an instinct to identify and personally oversee the activities in their formation that present the greatest risk. While all good units seek to accomplish their assigned mission, it is more important that we slow down and adhere to appropriate published standards in peacetime.

**a. Protecting the Force Brief:** All Leaders will read the Commanding General's protect the force brief located in FB Reg 385-63, Range Operations, Annex M, and Fort Bliss Range and Training Area Operations, Annex L (Highway Crossings, Crossing Point Procedures, and Authorized Routes) and Annex M (Tactical Safety Requirements).

**b. Privately Owned Vehicles (POV):** Motor vehicle safety continues to be a challenge for our Army. Leaders will ensure measures are taken to educate and prevent POV accidents.

**c. Privately Owned Motorcycle (POM):** POM accidents are the number one cause of fatalities among Soldiers in the Army today and as such, warrant specific attention.

**(1)** Brigades will identify and place on orders a Soldier to be the unit Motorcycle Safety Program Coordinator (MSPC). The MSPC can also serve as the Brigade POM Mentor.

**(2)** Units will assign POM Mentors from company to Division level. Mentors will ensure POM licensed personnel adhere to safety standards established by division and the State Department of Motor Vehicles.

**(3)** Soldiers will attend Installation Basic Rider Course (BRC), prior to operating any motorcycle.

**(4)** Soldiers will attend the Fort Bliss Advanced Rider Course (ARC) or attend the Experienced Rider Course (ERC)/Basic Riders Course–II (BRC – II), Military Sports Bike Rider Course (MSRC) from another installation or attend a state-approved or DoD component approved course for motorcycle operator intermediate level training within 12 months of owing or operating a motorcycle and taking the basic rider's course.

**(5)** Personal protective equipment (PPE). ALL Soldiers and civilian riders on Fort Bliss at a minimum will wear the following: I. DOT - approved helmet properly fastened. II. Proper eye protection (impact or shatter resistant). III. Full-fingered gloves. IV. Long trousers, long-sleeved shirt. V. Foot protection, including sturdy over-the-ankle footwear that affords protection for the feet and ankles (durable leather or ballistic-type cloth athletic shoes that cover the ankles may be worn). No club affiliation patches are authorized while wearing uniforms, and all manufacturing logos must be in good taste.

**(6)** Redeployed Soldiers (180 days of deployment, operational rotation or



longer) must complete the Motorcycle Refresher Training (MRT) within 30 days of redeployment. Unit MC mentors will conduct the training and inspect all POMs.

**(7)** Soldiers must retake the BRC2/ERC or MSRC within 5 years as sustainment training after the initial BRC2/ERC or MSRC completion.

**(8)** First line leaders will be familiar with motorcycle Safety requirements.

**(9)** First line leaders will conduct a POM safety inspection prior to all extended weekends, or the Soldier going on leave/special pass.

**d.** Bicycles and scooters. Both electrical and physically powered, bicycle helmets and reflective safety belts/vests are required for all personnel on Fort Bliss. Head and taillights are required while riding at night, or during times of limited visibility.

**e.** The senior occupant is responsible for enforcing standards in the tactical vehicle in which he/she is traveling in. The following pertain to both on and off the installation and training sites:

**(1)** All occupants riding in a tactical vehicle will wear the (ACH), with chin strap properly secure, and will wear gloves and eye protection IAW the Commanding Generals guidance.

**(2)** All occupants will wear seatbelts where a seatbelt is provided.

**(3)** Vehicles transporting Soldiers on the cargo bed will have a "Troop Strap" securing the back.

**(4)** Civilians and contractors will wear some kind of protective headgear in accordance with company policies; seat belts are a must.

**(5)** Tactical Vehicle Commander (TC). All vehicles departing motor pools, regardless of destination, will have a Corporal or higher as Vehicle/Track Commander (VC/TC). The senior occupant of the vehicle will be the TC. Convoys up to five will have a Corporal or higher TC in the first, middle, and last vehicle of the convoy. Large convoys of six or more vehicles will have a Corporal or higher in the first and last vehicle of the convoy and in every third vehicle within the convoy.

**(6)** Vehicles will be properly chalked prior to the driver exiting the vehicle.

**(7)** Army Motor Vehicle (AMV) operations are inherently dangerous and require units to establish and maintain a driver's training program at Battalion level that instills and promotes safety. Most of the fatalities involving AMVs are preventable. The five most common factors that lead to AMV accidents are speed, failure to enforce standards, failure to follow known standards, failure to wear proper PPE, and failure to wear restraint systems.

**(8) Accident-Avoidance Training.** All Soldiers, DA Civilians, and contractors assigned or attached to Fort Bliss who operate an AMV to include GSA vehicles will have first completed the Accident-Avoidance Course. Specialty vehicle training will be conducted for 15 Passenger Vans and Buses with the proper endorsement on the operators permit. The Accident-Avoidance training will be repeated every four years. Personnel who operate an AMV will be properly licensed and have completed the proper driver's training program for that vehicle. Commanders and Leaders will establish internal control measures to ensure these requirements are met and tracked.

Vehicle Type	Highway	Populated Areas	Secondary Paved Road	Dirt/Gravel Roads	NVG
Tactical	50	25	40	25	10
GSA	Posted Speed Limit	Posted Speed Limit	Posted Speed Limit	25	Not Used

**2. Individual Risk Assessment (IRA):** First Line Leaders will conduct an Individual Risk Assessment on Soldiers within 30 days upon Soldier's arrival. Leaders will update IRA's during the Soldier's 30-day professional growth counseling session.

**3. Military Equal Opportunity** program is a comprehensive effort to maximize human potential and ensure fair treatment for all Service Members based solely on merit, performance, and potential. The MEO philosophy is built on fairness, justice, and equity. All Fort Bliss personnel will provide fair treatment for Service Members and their Family Members without regard to race, religion, color, national origin, or sex (to include gender and pregnancy). Service Members and their families will be treated with dignity and respect. Furthermore, there is zero-tolerance for acts of bullying, hazing, online misconduct, and other acts of misconduct (to include retaliation, maltreatment, and ostracism). This policy applies both on and off post, during duty and non-duty hours, and extends to working, living, and recreational environments. Equal Opportunity is the responsibility of leadership at all levels and a function of command. Discrimination and harassment, whether real or perceived, destroys cohesion, damages morale/discipline and interferes with mission accomplishment.

- a. Every individual has the right to work in an environment free of unlawful discrimination and harassment. Leaders will be the example and direct full equal opportunity compliance by their subordinate leaders. Commanders will establish robust MEO and harassment prevention programs and conduct realistic training by utilizing a small group, interactive, discussion-based format. At a minimum, MEO training will be conducted annually, and senior leader attendance at MEO training is mandatory.
- b. Command Climate Assessments (CCAs) will be conducted within 60 days of assuming company command, again at 6 months, and annually thereafter.

**4. The Army's Sexual Harassment/Assault Response and Prevention (SHARP) Program** promotes a climate in which sexual assault, sexual harassment, sexually offensive language or gestures are not tolerated. It provides sensitive care and confidential reporting for sexual assault victims and accountability for offenders. The Army has zero tolerance for sexual harassment, sexual assault, and retaliatory behaviors.

a. All Service Members have a responsibility to resolve acts of sexual harassment. Service Members may do so in several ways, including using the direct approach, approaching the chain of command, or filing an Anonymous, Informal (Filed with a full-time brigade-level SARC) or Formal complaint. (filed with Commanders or a full-time brigade-level SARC)

b. Leaders must be committed to the elimination of incidents of sexual harassment, sexual assault, and retaliatory behaviors through a comprehensive program centering on awareness, prevention, training, education, victim advocacy, response, reporting, and accountability. Leaders at every level should be committed to creating and maintaining a positive environment promoting dignity and respect for all.

c. Sexual Harassment is a form of gender discrimination that involves unwelcome sexual advances, requests for sexual favors, verbal comments and physical conduct of a sexual nature where submission to or rejection of them can impact or interfere with someone's job, work performance, pay, or career and creates a hostile or intimidating work environment. Anyone in a supervisory or command position who uses or condones implicit or explicit sexual behavior to control, influence, or affect the career, of a Service Member or civilian employee is engaging in sexual harassment. Similarly, any Service Member or civilian employee who makes deliberate or repeated unwelcomed verbal comments, gestures, or physical contact of a sexual nature is engaging in sexual harassment.

d. Sexual Harassment reporting options:

i. Soldiers (including Delayed Entry Program) and Family members aged (18 and over) may file a Formal, Informal, or Anonymous sexual harassment complaint with a full-time Sexual Assault Response Coordinator (SARC).

ii. Family members who experience workplace sexual harassment in a non-DoD workplace, on or off post, may report in accordance with the organization's Equal Employment Opportunity (EEO) policy and procedures.

iii. Complaints from DA Civilian (DAG) personnel (to include those against Soldiers) reporting sexual harassment will be handled in accordance with the EEO procedures contained in AR 690-600, AR 690-12, or as described in separate DoD and DA policy, or as provided for in any applicable collective bargaining agreement.

e. Sexual assault is defined as intentional sexual contact, characterized by use of force, threats, intimidation, or abuse of authority or when the victim does not or cannot consent. The term includes a broad category of sexual offenses consisting of the

following UCMJ offenses: rape, sexual assault, aggravated sexual contact, abusive sexual contact, or attempts to commit these acts.

f. Sexual assault reporting options:

i. Restricted Reporting: Restricted reporting allows Soldiers and eligible Family members (18 years of age or older and Department of the Army Civilians) who are sexual assault victims to disclose, on a confidential basis, the details of their assault to specifically identified individuals and receive medical treatment and counseling, without triggering the official investigative process.

ii. Eligible victims may file a Restricted Report, provided they did not personally report the sexual assault incident to law enforcement (including Criminal Investigation Division (CID) or other Military Criminal Investigation Organization (MCIO); or they did not previously elect to make an Unrestricted Report with a SARC or Sexual Assault Prevention and Response victim advocate (SAPR VA) by signing a DD Form 2910 for the same sexual assault incident. Victims covered by this policy are eligible to file Restricted Reports even if they disclosed the sexual assault incident to their commander or to personnel in the chain of command. Victims who desire restricted reporting should report the assault to a SARC, SAPR VA, Victim Representative (VR) or a healthcare provider (HCP). With the consent of the victim, a Sexual Assault Nurse Examiner (SANE) can conduct a forensic examination which may include identification and collection of evidence. Chaplains are also a valuable confidential resource but cannot initiate a restricted report of sexual assault. Details of the incident will be limited to only those with an official need-to-know and IAW applicable rules, laws and regulations. If a victim elects this reporting option, they may convert a restricted report to an unrestricted report at any time.

iii. Unrestricted Reporting: Unrestricted reporting allows Soldiers and eligible Family (18 years old or older) members to disclose that they are the victim of a sexual assault to a SARC, SAPR VA, VR, HCP, command authorities, or others. The victim will have access to medical treatment and counseling, support, Special Victim's Counsel (SVC) and consideration for protection orders and expedited transfers. If the victim chooses to file an unrestricted report, the SARC, SAPR VA or VR, chain of command, and law enforcement, Health care provider (HCP) will be notified that the crime was reported. With the consent of the victim, a Sexual Assault Nurse Examiner (SANE) can conduct a forensic examination which may include identification and collection of evidence. Chaplains are also a valuable confidential resource but cannot initiate a restricted report of sexual assault. All unrestricted reports will be referred to CID, regardless of severity. Once a victim files an unrestricted report, it cannot be converted to a restricted report. DACs electing to make an unrestricted report of sexual assault are eligible to receive victim advocacy services from SARC, SAPR VA or VR. These services do not include expedited transfers, any medical entitlements or legal services that they are not already authorized by law or policy. DACs wishing to file a report confidentially may consult with a SARC, SAPR VA, or VR for a referral to an appropriate community resource.

<b>1AD and Fort Bliss SHARP Hotline</b>	<b>915-245-8991</b>
1/1 Armored Brigade Combat Team 24/7	915-202-5176
2/1 Armored Brigade Combat Team 24/7	915-443-9000
3/1 Armored Brigade Combat Team 24/7	915-345-2452
1AD Combat Aviation Brigade 24/7	915-203-6010
1AD Artillery 24/7	915-538-9199
1AD Sustainment Brigade 24/7	915-996-0244
32nd AAMDC 24/7	915-726-4631
11th ADA BDE 24/7	915-892-9764
5th AR 24/7	915-996-7239
William Beaumont Army Medical Center 24/7	915-549-0521
GARRISON 24/7	915-781-8770
USASMA 24/7	915-892-5137
JTF-NORTH 24/7	915-274-5864
Joint Mobilization Command Office	915-568-3540

## Victim Support Service Providers

1AD SHARP Program Office	915-744-5159
Family Advocacy (Dom. Violence) 24/7	915-269-2013
Chaplain 24/7	915-637-4265
DoD Safe Helpline 24/7	877-995-5247
DoD Safe Helpline online chat	<a href="http://www.safehelpline.org">www.safehelpline.org</a>
Military One Source	800-342-9647
Army Community Service Office	915-569-4227
Family advocacy Office	915-568-9129

## First Responders

WBAMC Emergency Room 24/7	915-742-8205
Sexual Assault Nurse Examiner Office	915-742-3424
CID Office	915-568-1700
Military Police 24/7	915-744-9311 / 1237
Special Victim Counsel Office	915-569-5951 / 5952

### **Fort Bliss SHARP Website –**



*Click or scan QR code.*

## **PART SIX**

### **Sergeant Audie Murphy Club (SAMC)**


#### **1. The Sergeant Audie Murphy Club (SAMC)**

The Sergeant Audie Murphy Club (SAMC) Fort Bliss Paseo Del Norte Chapter is an organization of elite NCOs whose demonstrated performance, inherent leadership qualities and abilities that are characterized by those of Sergeant Audie Leon Murphy. The mission of the club is to improve the quality of life on the installation, work with garrison leadership to identify mentorship opportunities, promote greater recognition of the NCO Corps and perpetuate those Army and unit traditions which contribute to esprit de corps and superior performance of duty. The SAMC seeks opportunities to further develop its members in the areas of military progression, civilian education, community interaction, and personal goals. We continue to build relationships with the community by engaging in volunteer events that support the principles of the SAMC.

Sergeant Morales members in good standing will be extended honorary membership. Sergeant Morales members will receive a membership card and the opportunity to participate in all SAMC activities. They will not receive a certificate of achievement or medallion. Meetings are held on the 1st Wednesday of the Month from 1200-1300hrs at the SAMC clubhouse (Bldg 1008 Carter Rd.) Board is open to all NCOs, CPL through MSG/1SG. Battalion CSMs are directed to ensure widest dissemination of the MOI to ensure maximum participation. Battalion CSMs will conduct screening of all SAMC nominees to ensure SAMC packets are completed. Brigade CSMs will ensure all requirements for Phase 1-2 are met IAW FORSCOM Regulation 600-80-1 prior to sending the nominee to the Phase 4 final selection board. For more information visit us on Facebook at [www.facebook.com/BlissSAMC](http://www.facebook.com/BlissSAMC) or send us an email at [1ADSAMC@gmail.com](mailto:1ADSAMC@gmail.com).

## REFERENCES

The following references were used while creating this handbook. However, future changes in Army policy and regulations will supersede unless otherwise notified. You can visit Fort Bliss at its website, [www.bliss.army.mil](http://www.bliss.army.mil) for other policies, references, and latest information.



*Click or scan QR code.*

### **Fort Bliss Regulation**

FB reg 27-5 Prohibited Conduct

FB reg 385-10

### **Doctrinal Publications**

ALARACT 042/2024 U.S Army Appearance and Grooming Modifications

AR 6-22 Army Leadership

TC 7-22.7 The Army Noncommissioned Officer Guide

FM 7-22 Holistic Health and Fitness

FM 10-8415-237-10 Fire Resistant Environmental Ensemble (FREE)

Technical Bulletin Technical Bulletin Medical 287 Army Regulations

AR 27-10 Military Justice

AR 350-30 Code of Conduct

AR 385-10 The Army Safety and Occupational Health Program

AR 190-11 Physical Security of Arms, Ammunition, and Explosives

AR 600-20 Army Command Policy

AR 600-8-10 Leaves and Passes

AR 600-8-14 ID cards for Members of the Uniformed Services

AR 600-9 The Army Body Composition Program

AR 600-8-19 Enlisted Promotions and Demotions

AR 600-8-22 Military Awards

AR 600-8-101 Personnel Readiness Processing

AR 600-85 The Army Substance Abuse Program

AR 600-92 Army Suicide Prevention Program

AR 600-100 Army Profession and Leadership Policy

AR 608-1 Army Community Service

AR 608-75 Exceptional Family Member Program

AR 623-3 Evaluation Reporting System

AR 600-25 Salutes, Honors, and Visits of Courtesy

AR/DA PAM 670-1 Wear and Appearance of Army Uniforms and Insignia

ATP 3-21.18 Foot Marches

Additionally, the Army Training Network (ATN) should be visited by all Soldiers and Leaders at Fort Bliss:



<https://atn.army.mil/>

This one-stop resource for training planning and execution will assist leaders in developing current, relevant and quality training exercises and events for respective formations. Additional site features include the NCO Corner, as well as a wealth of knowledge and useful sites for developing training events across all branches and special discipline units.

### Important Numbers

<b>Ambulance-Fire-Military Police</b>	<b>911</b>
<b>Suicide Hotline</b>	<b>1-800-784-2433</b>
<b>Poison Control Hotline</b>	<b>1-800-222-1222</b>
American Red Cross	568-4898/6301
<a href="http://www.redcross.org">www.redcross.org</a>	
Army Community Services	569-4227
<a href="http://www.armymwr.com">www.armymwr.com</a>	
Army Education Center	(915) 568-6792
Army Emergency Relief	(915) 744-2554
<a href="http://www.armyemergencyrelief.org">www.armyemergencyrelief.org</a>	
Army Substance Abuse Program	744-1327
Child and Youth Services Central Enrollment & Registration	568-4374
<a href="http://www.bliss.armymwr.com">www.bliss.armymwr.com</a>	
Commanding General's Hotline	744-4766
Commissary	(915) 568-6688
<a href="http://www.commissaries.com">www.commissaries.com</a>	
Defense Military pay Office Customer Service	(915) 569-0067
Equal Opportunity (Mil)	568-1213
Family Advocacy Program (FAP)	(915) 568-9129
Finance Office	(915) 568-2798
Fort Bliss Operations Center	744-1093
Inspector General	568-1241
32 <sup>nd</sup> AAMDC Inspector General Office	569-5968
First Army Inspector General Office	(309) 782-9770
Western Regional Medical Command IG Office	(210) 221-9977
WBAMC Inspector General Office	742-2237
Legal Assistance	568-7141
Medical Appointments	742-2273
Military Police Desk	744-9311/1237-9128
Morale, Welfare & Recreation	568-3500
<a href="http://www.bliss.armymwr.com">www.bliss.armymwr.com</a>	
<b>On-Post Information/Operator. (From DSN line)</b>	<b>0</b>
Operator	568-2121
Post Chaplain	568-1519
Post Locator	568-1113
Post Retention	(915) 744-9438
Post Safety Office	(915) 568-2756
<a href="https://home.army.mil/bliss/about/Garrison/safety-office">https://home.army.mil/bliss/about/Garrison/safety-office</a>	
Range Control Scheduling Office	744-5104
Transportation Branch customer service	568-4339
USO Fort Bliss	569-5644
Vehicle Registration	(915) 568-8631

## 1AD CHAPLAINS NUMBERS

Fort Bliss On Call Duty Chaplain	915-637-4265
Garrison Installation Chaplain	915-744-8659
Garrison Deputy Chaplain	915-568-5106
Garrison Pastoral Coordinator Chaplain	915-568-5106
Garrison Family Life Chaplain/OIC	915-568-2561
Garrison Community Chaplain	915-568-5106
Garrison Resource Manager	915-568-4631
Garrison 1AD Chapel OIC	915-568-2561
32nd AAMDC Command Chaplain	915-568-7099
11th BDE Brigade Chaplain	915-568-5843
WBAMC Chaplain Chief	915-742-9902
WBAMC Senior Chaplain	915-822-0602
31st CSH Senior Clinician Chaplain	915-568-8105
USASMA Chaplain	915-744-2270
CTAB Brigade Chaplain	915-568-6429
CRC - 304th STB Chaplain	915-568-3035
204th MI BN Chaplain	915-744-6278
86th ESB Chaplain	915-491-6133
93D MP Chaplain	915-568-8307
WSMR Installation Chaplain	575-993-5344
HQ 1AD DIV CH	915-744-5090
HQ 1AD DPY DIV CH	915-744-5091
1/1 AD BDE CH	915-741-1504
2/1 AD BDE CH	915-744-7298
3/1 AD BDE CH	915-744-4429
1AD CAB BDE CH	915-744-2933
1AD DIVARTY CH	915-741-4413
1AD SUS BDE CH	915-744-1050
1-36 IN BN CH	915-741-1756
2-37 AR BN CH	915-443-9107
4-70 AR BN CH	915-744-5763
6-1 CAV BN CH	915-744-1996
501ST BSBBN CH	915-202-5296
16TH BEB BN CH	915-538-7326
177 AR BN CH	915-744-5270
1-35 AR BN CH	915-727-0171
1-37 AR BN CH	915-443-9117
1-1 CAV BN CH	915-443-9281
47th BSB BN CH	915-744-3775
40 BEB BN CH	915-744-7391
4-6 INF BN CH	915-744-4754
1-67 AR BN CH	915-744-4507
2-13 CAV BN CH	915-744-4777
123rd BSB BN CH	915-744-1640
2 BEB BN CH	915-744-5396
3-6 HARS BN CH	915-744-6178
1-501 ATK BN CH	915-741-1196
2-501 GSAB BN CH	915-744-2889

3-501 AHB BN CH  
127th ASB BN CH  
2-3 FA BN CH  
4-27 FA BN CH  
4-1 FA BN CH  
HHBN 1AD BN CH  
86th ESB BN CH  
1AD SB STB BN CH  
142d DSSB BN CH  
22 CHEM BN CH

915-744-6495  
915-203-6621  
915-741-4674  
915-744-7658  
915-744-4914  
915-741-4610  
915-741-4911  
915-744-3705  
915-741-4293  
915-744-3116

## Notes