

NONCOMBATANT EVACUEE OPERATIONS





WHAT IS NONCOMBATANT EVACUATION OPERATIONS (NEO)?



- Department of State (Embassy) led
 - Department of Defense (United States Forces Korea) assisted
- Noncombatants at risk are evacuated
 - War
 - Political / Civil Instability
 - Natural Disaster
- Safe Haven or Repatriation





LESSONS LEARNED - JAPAN EVACUATION (2011)



- Evacuations can occur for any number of reasons - be prepared.
- Listening to unit NEO leaders, AFN radio and TV is critical to knowing the latest info.
- The initial goal is to get people out of harms way; you may not go immediately to the states. Delays can occur during travel.
- Have a plan for when you reach the States.
- Pets are a huge issue, make sure they are registered, chipped and have up to date shots





WHO QUALIFIES AS A NONCOMBATANT EVACUEE?



➤ **US citizens who may be ordered to evacuate**

- US Government civilian employees and dependents
- US Armed Forces family members
- Designated US Armed Forces military personnel

➤ **US/Non-US citizens who may be authorized assistance**

- Private US citizens and their dependents
- Legal permanent residents of the US
- Designated foreign national employees of the US Government and their dependents
- Designated foreign nationals

U.S. Embassy (AMEMB) Seoul designates those NCEs authorized evacuation assistance



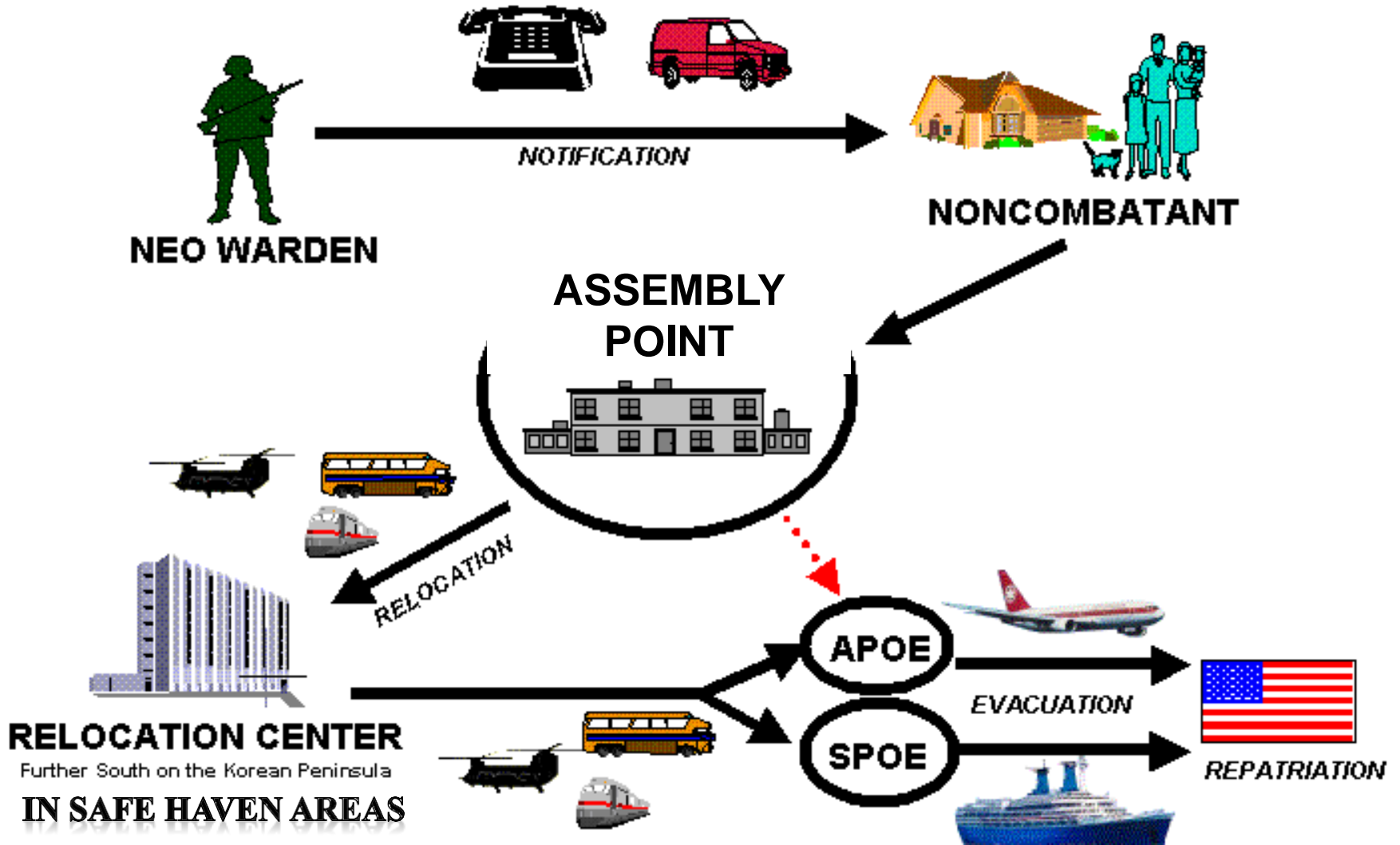
STEPS IN EVACUATION



- 1. Voluntary Departure:** Noncombatants leave at their own expense
- 2. Authorized Departure:** US Government (USG) affiliated Noncombatants voluntary leave at government expense
- 3. Ordered Departure:** US Government (USG) affiliated Noncombatants are ordered to leave (at government expense) per Status of Forces Agreement (SOFA)
- 4. NEO:** DOD evacuation of American Citizens (AMCITs) and select Third Country Nationals (TCNs) from Korea according to US Department of State.



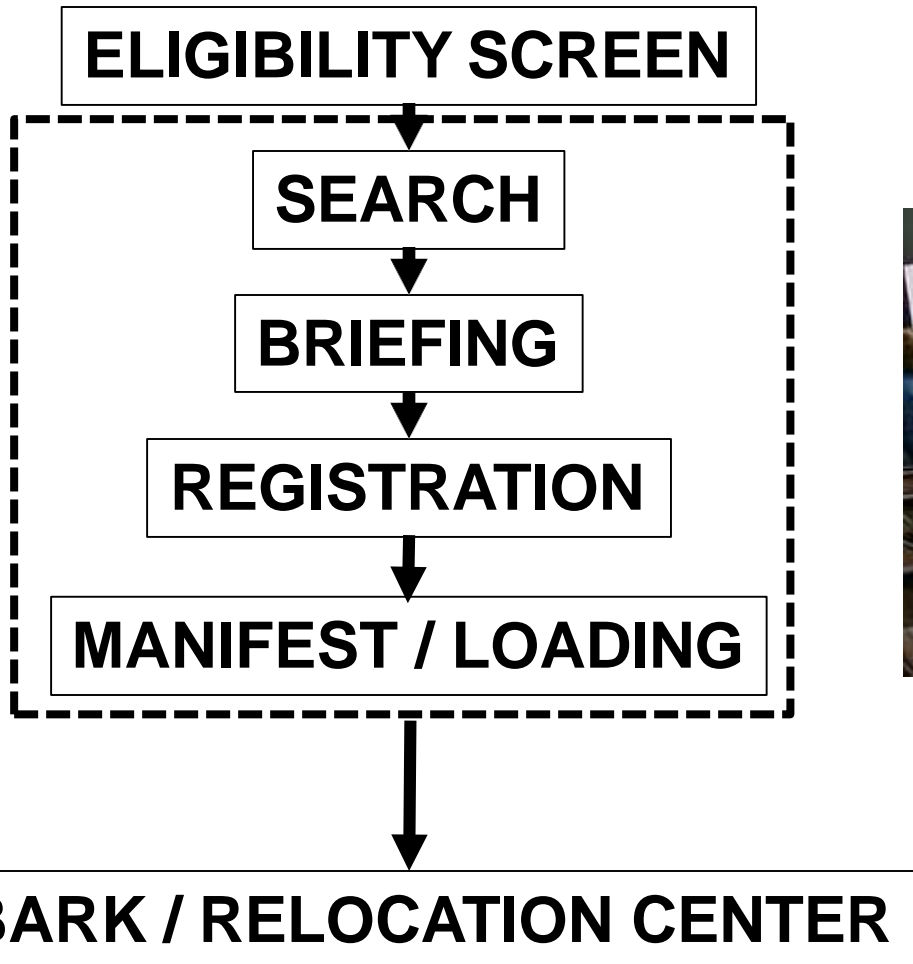
CONCEPT OF EVACUATION



APOE= Air Point of Embarkation
SPOE= Sea Point of Embarkation



ASSEMBLY POINT (AP) FLOW



Assembly Point- Japan 2011



EVACUATION SPECIFICS



1. Be prepared!

- Understand Process
- NEO Book Complete
- Evacuation Kits Packed
- Pets registered with Vet
- Trained on using protective masks
- Participate in Courageous Channel

2. Move to your nearest Assembly Point

- Maximize use of public and government transportation

3. Minimize baggage to what you can carry

4. Listen and follow instructions from military personnel at the AP

5. Be cooperative and supportive. Help each other out!



Waiting Evacuation- Japan 2011



NCE NEO BOOK



• Mandatory Items

- Identification Cards
- Passports
- Family Care Plan (Single and Dual Military Parents)
- Prepared Forms
 - Family Data Sheet
 - USFK Form 197-R-E, NCE Preparedness Checklist
 - USFK Form 178-R-E, NCE Data Card
 - DA Form 2402, Luggage Tags
 - DD Form 788, POV Shipping Inspection Form
 - DD Form 1337, Authorization for Emergency Pay and Allowances
 - DD Form 2585, Repatriation Processing Center Processing Sheet
 - DA Form 3955, Change of Address Card
 - USFK Form 123-R-E, NCE Volunteer Information
 - EA Form 741-E Personal Property Record

• Recommended Items

- Birth, Marriage and Adoption Certificates
- Naturalization Certificate
- Powers of Attorney
- Will
- Insurance Policies
- Checkbook, Credit Cards, Financial Records
- Vehicle Registration and Title
- Social Security Cards
- Tax Returns
- Medical Records



NCE NEO Bags



SUGGESTED ITEMS

1. Protective Masks
2. 3 Days Food and Water
3. 30 Days Meds (**Contingency Prescription**)
4. Blanket
5. Change of Clothes (**Warm**)
6. Toiletries and Towel
7. Feminine Hygiene Items
8. First Aid Kit
9. Battery Operated Radio
10. Flashlight and Batteries
11. Limited Cash (~\$100-200)
12. Comfort Item for Children



EACH PERSON IS ALLOWED ONE AIRLINE CARRY-ON & ONE CHECK-IN BAG. THE COMBINED TOTAL OF **NO MORE THAN **66 LBS****



PETS



- **DOD employees with registered PETS will be evacuated.**
 - Only two (2) pets per family, dogs and cats are considered “PETS” during NEO.
 - Registered, tagged and tracked in NEO Tracking System (NTS)
 - Do not have priority over people
 - Possibility, Pets will not stay with family the entire evacuation period.

- **Family and Pets remain together while in Korea. Final departure from Korea, pets will be under the care of DOD until released back to the family at CONUS location.**


- **Pets will be evacuated as space is available on flights to CONUS.**

- **Owners must bring FAA Approved Carrier and 10 days of food for each pet**

- **Pets are not hand carried onto aircraft**

- **Require vet screening and registration prior to NEO**

- **Pets cannot be abandoned**

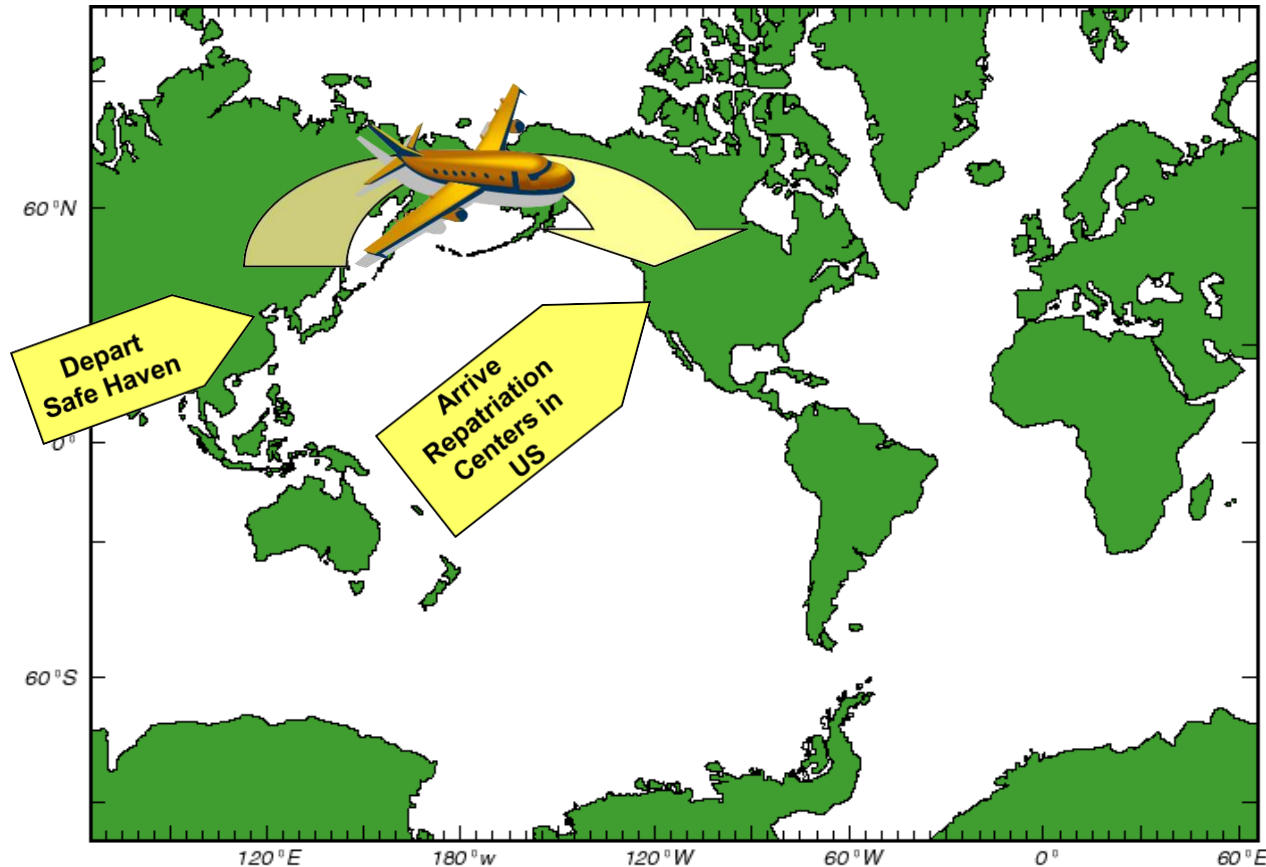




THE REPATRIATION PROCESS



The final link in the evacuation process



Repatriation is the process whereby Evacuees are officially processed back into the United States subsequent to their evacuation from overseas



REPARTRIATION CENTER SERVICES



- **General transportation and onward movement**
- **Assistance with orders, ID cards, etc.**
- **Medical care**
- **Counseling**
- **Temporary lodging**
- **Legal assistance**
- **Financial assistance (receive safe haven entitlements)**
- **Emergency relief assistance, if needed**
- **Veterinary services**
- **Family/child care**
- **Family support center information (throughout the US)**



DOD FAMILY PERSONAL PROTECTIVE EQUIPMENT



➤ Protective masks for non-combatants

- Adults/children over 10 = M52 pro-mask
- Small children and infants = ICAPS

➤ Sponsor responsibility

- Sign for masks at CIF

➤ Available for:

- Command Sponsored Program military dependents
- U.S. DoD civilians/dependents

➤ Not available for:

- Contractors / Technical reps

(Corporation holding contract must provide)



ICAPS

M52 JSCESM

ICAPS Mask comes in a sealed box. The box can be opened and the contents can be used for training. **The only portion that must remain sealed is the canister. Do not remove or tamper with the canister.**



END