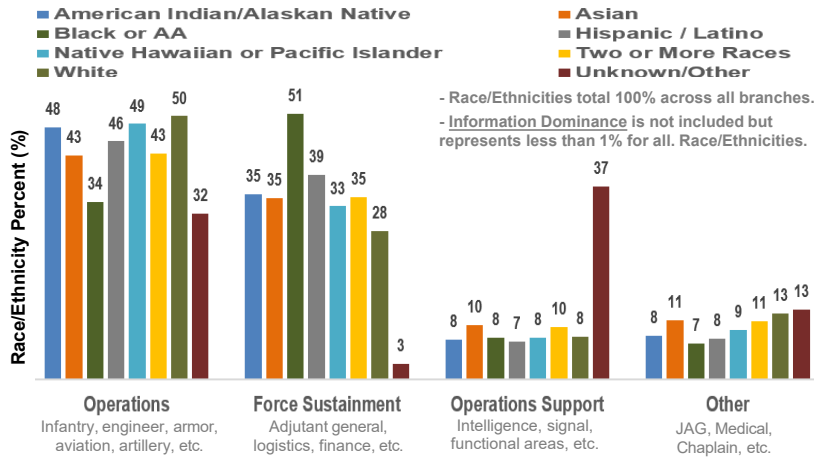
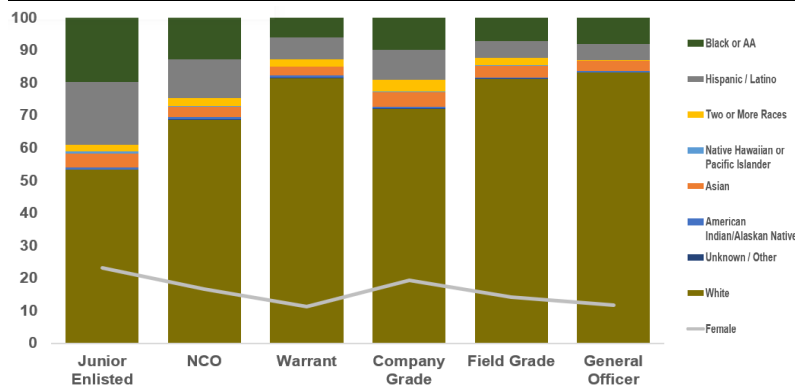


# NATIONAL GUARD

## Race/Ethnicity Distribution by Branch (%)



## Race/Ethnicity and Gender Representation by Rank (%)



### Married by Rank

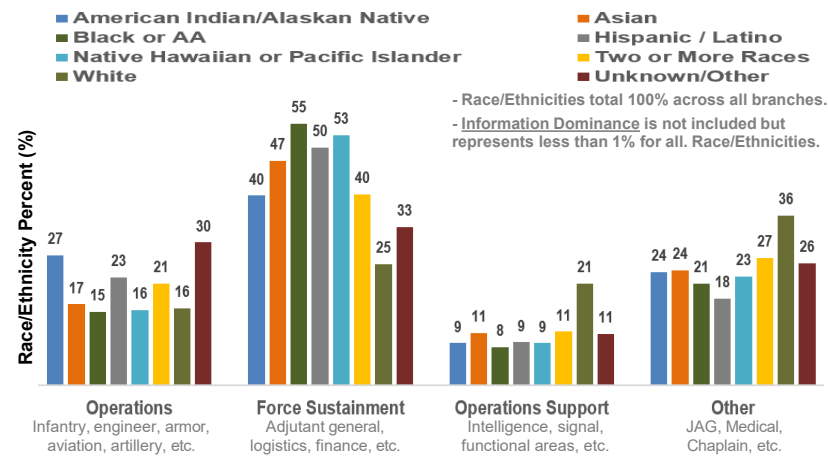
	Married
Junior Enlisted	13%
NCO	52%
Warrant	75%
Company Grade	45%
Field Grade	84%
<b>TOTAL</b>	<b>113,639</b>
<b>% TOTAL</b>	<b>35%</b>

### Have Children by Rank

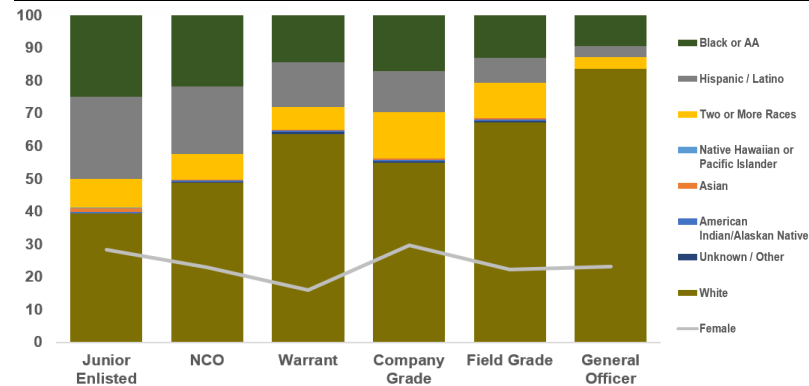
	Have Children
Junior Enlisted	16%
NCO	57%
Warrant	79%
Company Grade	51%
Field Grade	86%
<b>TOTAL</b>	<b>126,718</b>
<b>% TOTAL</b>	<b>39%</b>

# RESERVE

## Race/Ethnicity Distribution by Branch (%)



## Race/Ethnicity and Gender Representation by Rank (%)



### Married by Rank

	Married
Junior Enlisted	21%
NCO	58%
Warrant	74%
Company Grade	47%
Field Grade	78%
<b>TOTAL</b>	<b>77,946</b>
<b>% TOTAL</b>	<b>44%</b>

### Have Children by Rank

	Have Children
Junior Enlisted	22%
NCO	62%
Warrant	77%
Company Grade	50%
Field Grade	80%
<b>TOTAL</b>	<b>82,146</b>
<b>% TOTAL</b>	<b>46%</b>

# ARMY

## Demographic Diversity

## FY23 ARMY PROFILE



**U.S. ARMY**

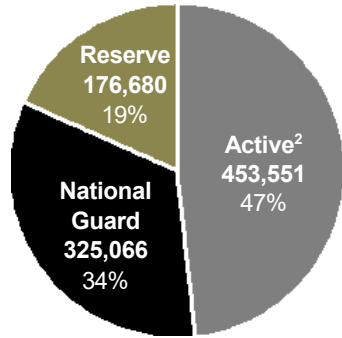
**Be All You Can Be.**

Headquarters, Department of the Army  
Office of the Deputy Chief of Staff, G-1,  
Strength Analysis and Forecasting Division

\*All data as of 30 September 2023 – provided by Defense Manpower Data Center (DMDC)

# TOTAL ARMY

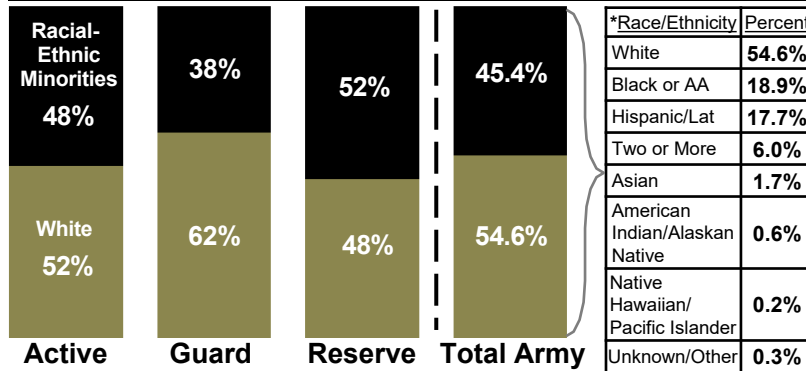
## Total Strength of the Army



**TOTAL FORCE:**  
**955,297**<sup>1</sup>

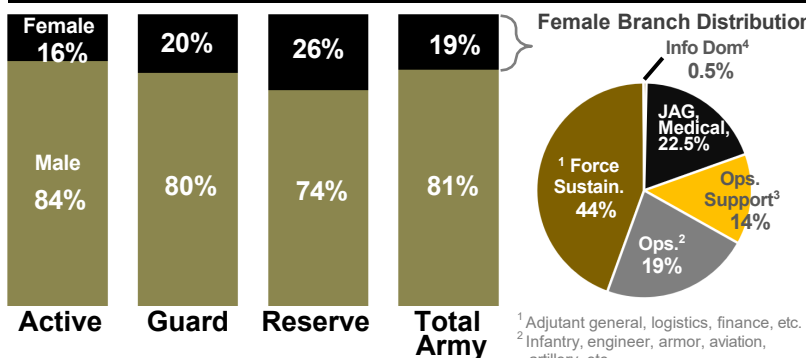
<sup>1</sup> DMDC data as of 30 September 2023  
<sup>2</sup> Active-Duty end strength includes 4,510 Cadets enrolled in the U.S. Military Academy (22% females and 36% racial/ethnic minorities).

## Racial/Ethnic Representation



2021 Census Bureau: US Population is 59.3% White and 40.7% Racial/Ethnic Minorities  
\*Race categories implemented in FY23 directed Asian or Pacific Islander become separate categories; multiple race options were introduced which are listed under Two or More.

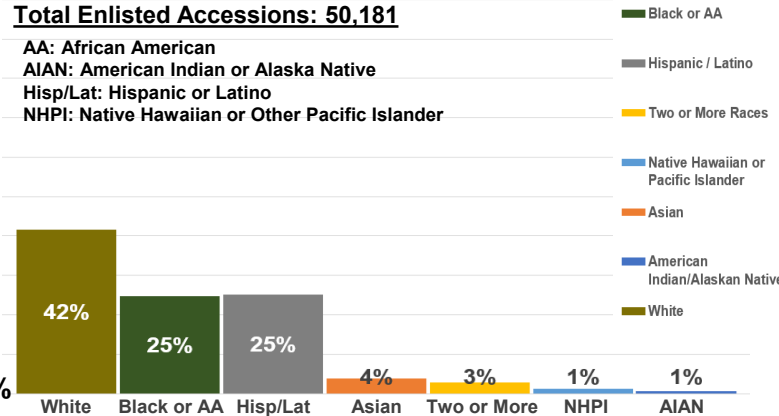
## Female Representation



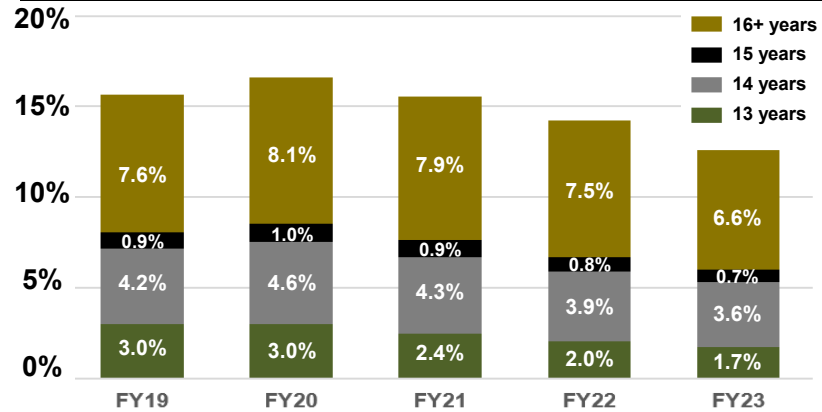
Note: US Population is 49.5% Male and 50.5% Female (2021 Census Bureau)  
<sup>1</sup> Adjutant general, logistics, finance, etc.  
<sup>2</sup> Infantry, engineer, armor, aviation, artillery, etc.  
<sup>3</sup> Intelligence, signal, etc.  
<sup>4</sup> Cyber, Information Ops, etc.

# ACTIVE

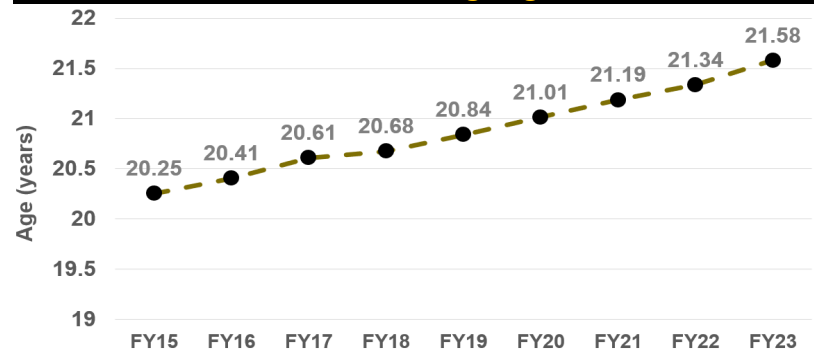
## Enlisted Accessions by Race/Ethnicity



## Enlisted Accessions - Education Beyond a High School Degree

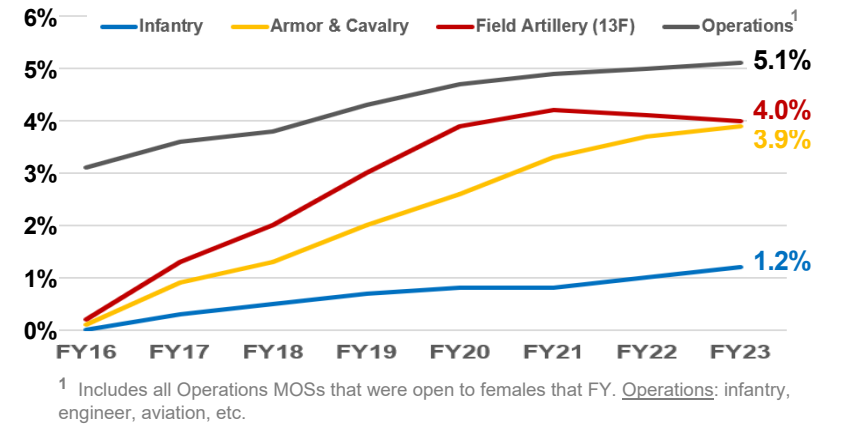


## Enlisted Accessions – Average Age At Accession

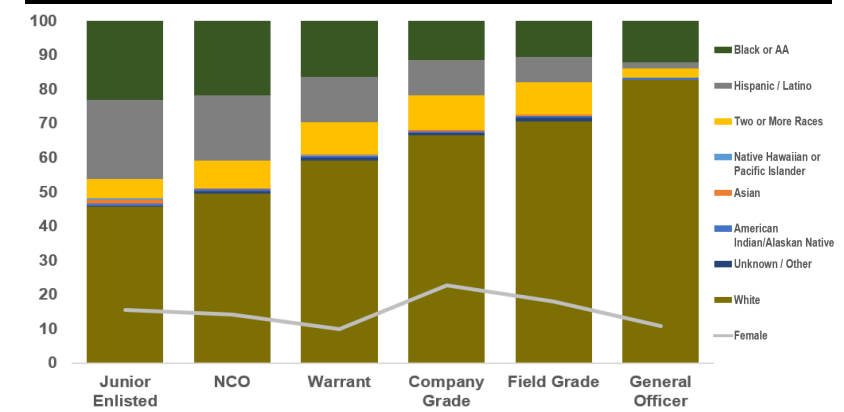


# ACTIVE

## Female Representation in Combat Arms (Previously Closed)



## Race/Ethnicity and Gender Representation by Rank (%)



## Married by Rank

Rank	Married
Junior Enlisted	24%
NCO	68%
Warrant	80%
Company Grade	45%
Field Grade	86%
<b>TOTAL</b>	<b>222,577</b>
<b>% TOTAL</b>	<b>50%</b>

## Have Children by Rank

Rank	Have Children
Junior Enlisted	33%
NCO	73%
Warrant	84%
Company Grade	51%
Field Grade	88%
<b>TOTAL</b>	<b>251,809</b>
<b>% TOTAL</b>	<b>56%</b>