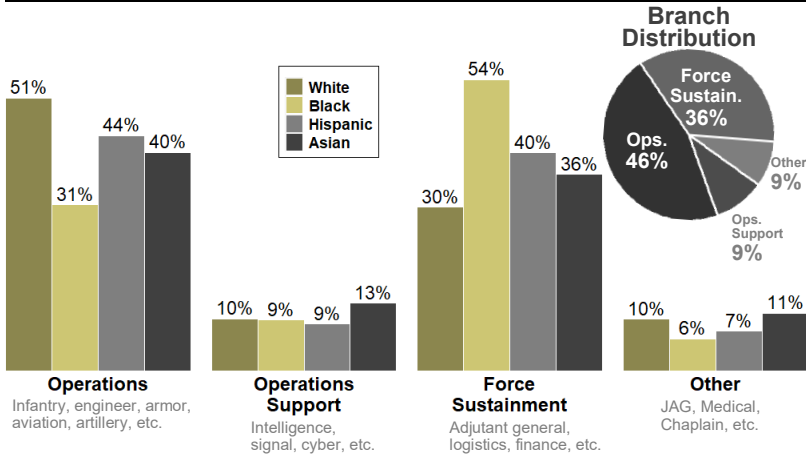
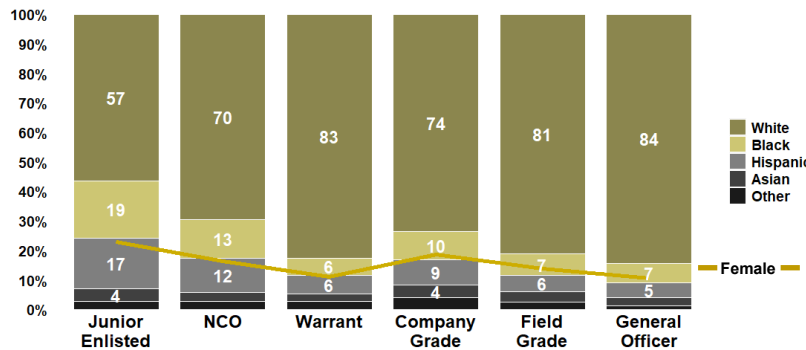


NATIONAL GUARD

Race/Ethnicity Distribution by Branch



Race/Ethnicity and Gender Representation by Rank



Married by Rank

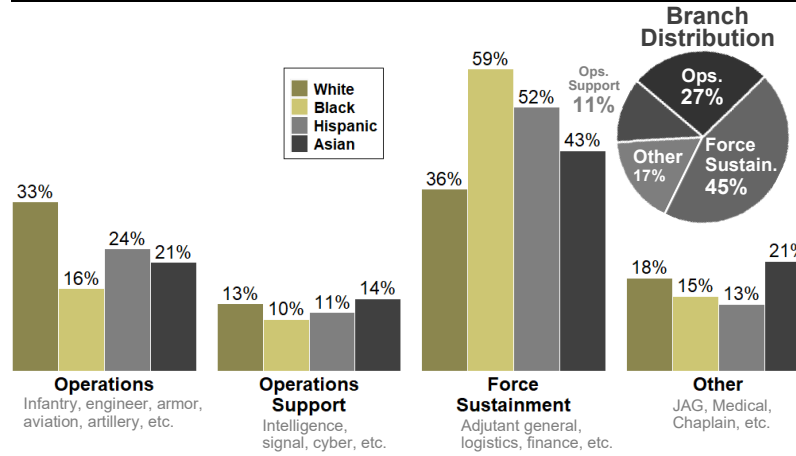
Rank	Married
Junior Enlisted	14%
NCO	54%
Warrant	75%
Company Grade	47%
Field Grade	84%
TOTAL	116,957
% TOTAL	35%

Have Children by Rank

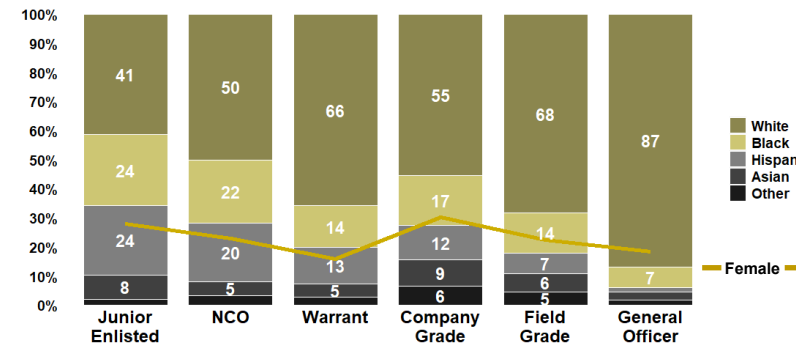
Rank	Have Children
Junior Enlisted	14%
NCO	52%
Warrant	59%
Company Grade	37%
Field Grade	69%
TOTAL	108,861
% TOTAL	33%

RESERVE

Race/Ethnicity Distribution by Branch



Race/Ethnicity and Gender Representation by Rank



Married by Rank

Rank	Married
Junior Enlisted	22%
NCO	59%
Warrant	76%
Company Grade	49%
Field Grade	78%
TOTAL	79,536
% TOTAL	45%

Have Children by Rank

Rank	Have Children
Junior Enlisted	18%
NCO	52%
Warrant	58%
Company Grade	35%
Field Grade	61%
TOTAL	66,155
% TOTAL	38%

ARMY

Demographic Diversity

FY22

ARMY PROFILE



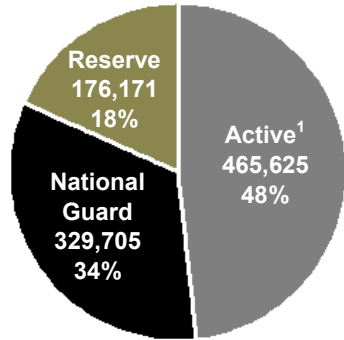
Representing the Nation We Serve

Headquarters, Department of the Army
Office of the Deputy Chief of Staff, G-1,
Strength Analysis and Forecasting Division

*All data as of 30 September 2022

TOTAL ARMY

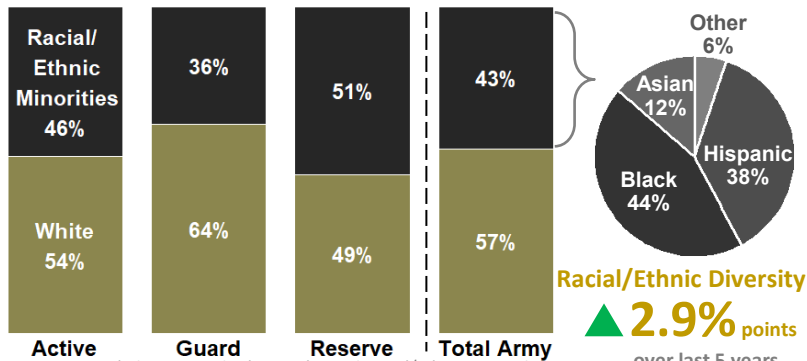
Total Strength of the Army



TOTAL FORCE:
971,501

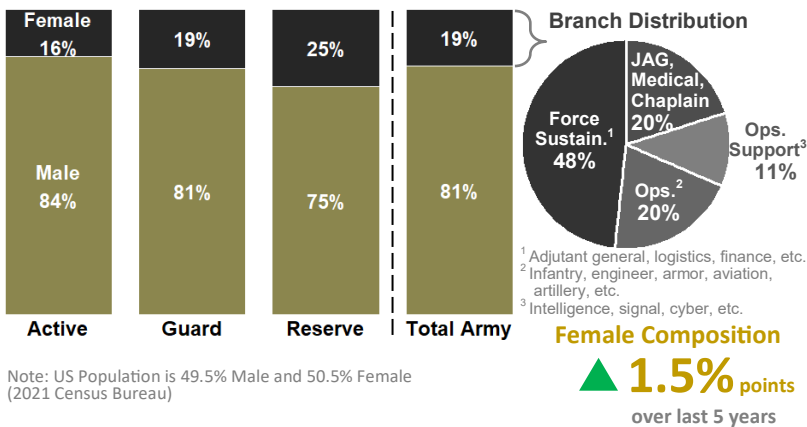
¹ Active Duty End Strength includes cadets enrolled at the U.S. Military Academy. 4,379 Cadets are enrolled at the U.S. Military Academy (23% females and 37% racial/ethnic minorities).

Racial/Ethnic Representation



Note: US Population is 59.3% White and 40.7% Racial/Ethnic Minorities (2021 Census Bureau)

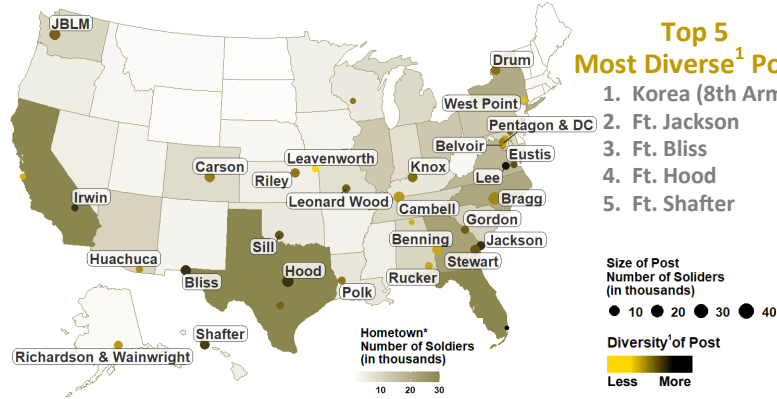
Female Representation



Note: US Population is 49.5% Male and 50.5% Female (2021 Census Bureau)

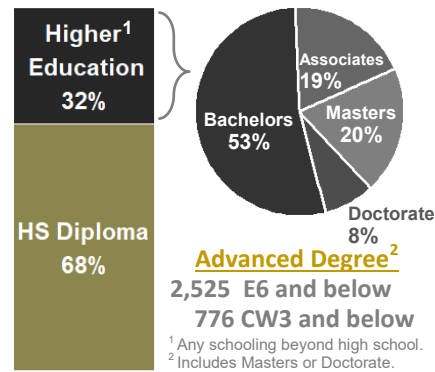
ACTIVE

State Representation and Post Diversity



¹ Percentage of racial/ethnic minorities. Posts with less than 10,000 Soldiers excluded.
* Based on Soldier's home of record.

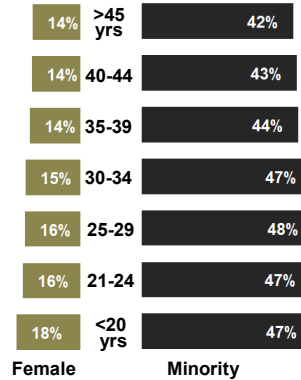
Education



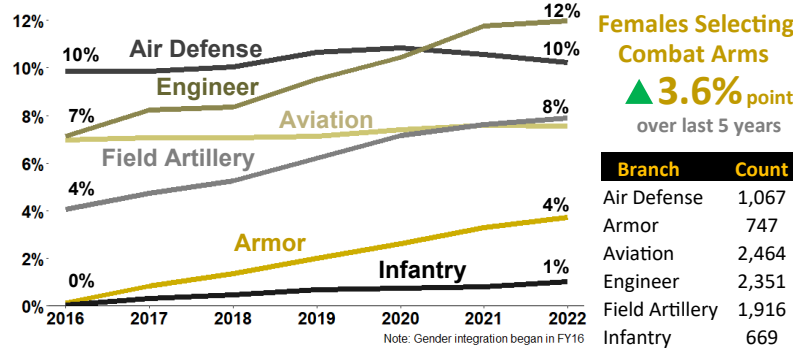
¹ Any schooling beyond high school.
² Includes Masters or Doctorate.

Note: 32.9% of US Population (25 years+) has Bachelors Degree or higher (2021 Census Bureau)

Age



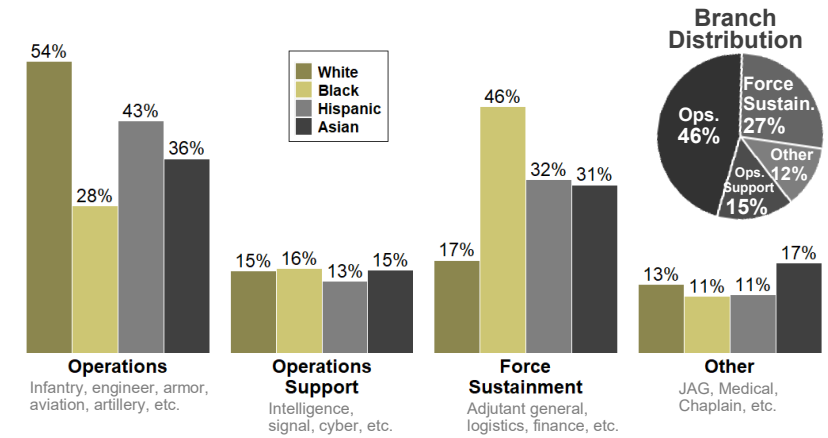
Female Representation in Combat Arms



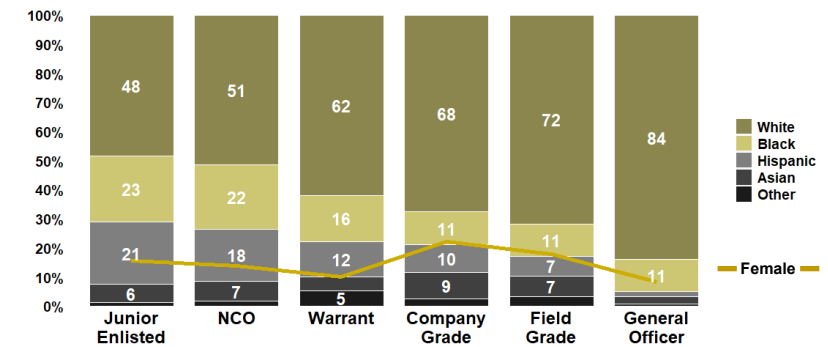
Note: Gender integration began in FY16

ACTIVE

Race/Ethnicity Distribution by Branch



Race/Ethnicity and Gender Representation by Rank



Married by Rank

Rank	Married
Junior Enlisted	29%
NCO	71%
Warrant	81%
Company Grade	48%
Field Grade	87%
TOTAL	242,263
% TOTAL	53%

Have Children by Rank

Rank	Have Children
Junior Enlisted	31%
NCO	73%
Warrant	72%
Company Grade	28%
Field Grade	74%
TOTAL	233,994
% TOTAL	51%